

## Directions: How to make sure you have answered the 28 Scholarship Universe matching questions that CALS uses to match you to CALS scholarship requirements.

2020-2021 CALS Scholarships • Updated 3-17-2020 by Camille Andersen

This information is intended only for existing 20/21 applicants directly contacted by Camille Andersen. If you have not submitted your 2020-2021 CALS General Scholarship Application, the how-to directions can be found [here](#).

**Information:** [Scholarship Universe \(SU\)](#) lets you view questions that you have already answered, but unfortunately there is **no search function** to look for unanswered questions. This is a quirk of the system. The directions below give you an indirect route to get to the 28 matching questions that CALS uses.

**A note from Camille Andersen:** I created this how-to guide for you because of a quirk in the system where you cannot directly search for new questions. Please bear with me on this and follow the directions step by step, I know this is tedious. Let's make sure you are linked up to as many scholarships as possible! Thank you, Camille Andersen

✓ **Already done:** You have already submitted your CALS General Scholarship Application. The application puts you into consideration for all CALS scholarships. Matching questions link you to scholarships where you meet the eligibility criteria.

**Step 1:** Log in to [Scholarship Universe \(SU\)](#) using your NETID and password. Search for "Arizona Crop Improvement Association Scholarship". Then select View.

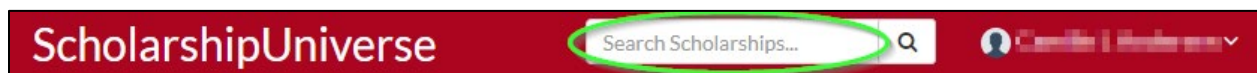


Figure 1

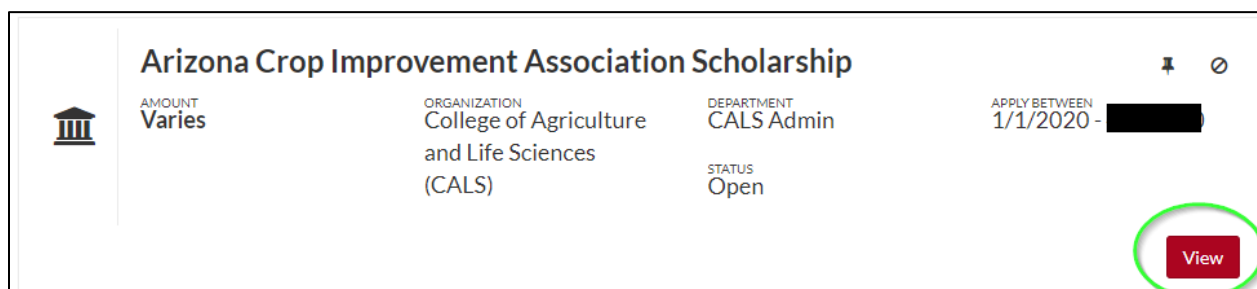


Figure 2

*Reminder: Even if you don't think you qualify for this scholarship, this is the indirect way to getting to the matching questions you need to answer to be matched to this and many other CALS scholarships.*

(next page)



**Step 2:** After opening the scholarship, click on the pencil next to every matching question to enter in your information.

- If you have already answered a matching question and you need to update it, do so now.
- If a matching question already looks accurate, you can skip over that one.

Question	Answer Must Be...	Your Answer...
What is your expected academic level next academic year?	Any Of These Undergraduate - Freshman; Undergraduate - Sophomore; Undergraduate - Junior; Undergraduate - Senior	Graduate/Professional

Figure 3

**Step 3:** You will be taken to a question page labeled “Tell Us About Yourself.” Answer all of the questions on the page, then click Return to come back to this specific scholarship.

- Note: When you return to the scholarship, it is ok if there is still an X symbol   next to the pencil icon of the matching question you just answered. The main purpose of these steps are to make sure you have answered all of these matching questions with your accurate information.

**Step 4:** Stay on this scholarship. Add or update your information for every matching question listed on this scholarship. Again, if any of your answers are already accurate, skip that matching question.

***Don't stop here, keep going!***

**Step 5:** Do this same process from Step 1 for the scholarships listed below. CALS has over 200 scholarship funds, but these specific scholarships contain all 28 matching questions that CALS uses for eligibility (so you don't have to search and update all ~200).

Arizona Crop Improvement Association Scholarship
Bobby Reid Scholarship
Chuck and Gwen Sheppard Memorial Scholarship
Dennis Armstrong Student Support Scholarship in Dairy Management
Hicks Family Endowed Scholarship
Joel Sweeten Memorial Scholarship
John C. Smith, Jr. Student Support Scholarship
Joseph F. Cacioppo, Jr. and Lillian Cacioppo-Young Scholarship
Josh Morgan Memorial Scholarship
Linda Redmann Memorial Scholarship
Muramoto Scholarship
Tom Bennett Memorial Scholarship (Capitalizing)
Tucson Rodeo Committee, Incorporated Scholarship
W. Larkin Fitch Scholarship
William A. Hanacek Memorial Scholarship in Plant Sciences

**Answering/updating these matching questions by the application deadline (extended to 11:59pm, April 15, 2020) may have made you eligible for more CALS scholarships!**

**Step 6:** Opt in to any scholarships that you are now eligible for.

1. Without entering any text, click on the magnifying glass to open the search window.



Figure 4

2. In the Organization drop-down, selected College of Agriculture and Life Sciences (CALS)

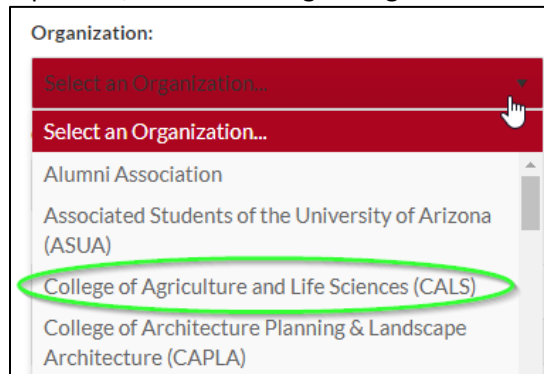


Figure 5

3. Click Search. All 202 CALS scholarships should show in your search results.
4. Some of the scholarships may now have an Apply option. This is great news, it means your newly answered questions have linked your eligibility to more scholarships!



Figure 6

5. For any of the scholarships that now have an Apply button, select Apply.
  - a. Explanation of what you are doing: In short, you do not have to re-do your application, this is just how you tell the Scholarship Universe system that you also want to be considered for these scholarships you now may be eligible for.
6. You do not need to re-do your application. Click on Review & Submit.

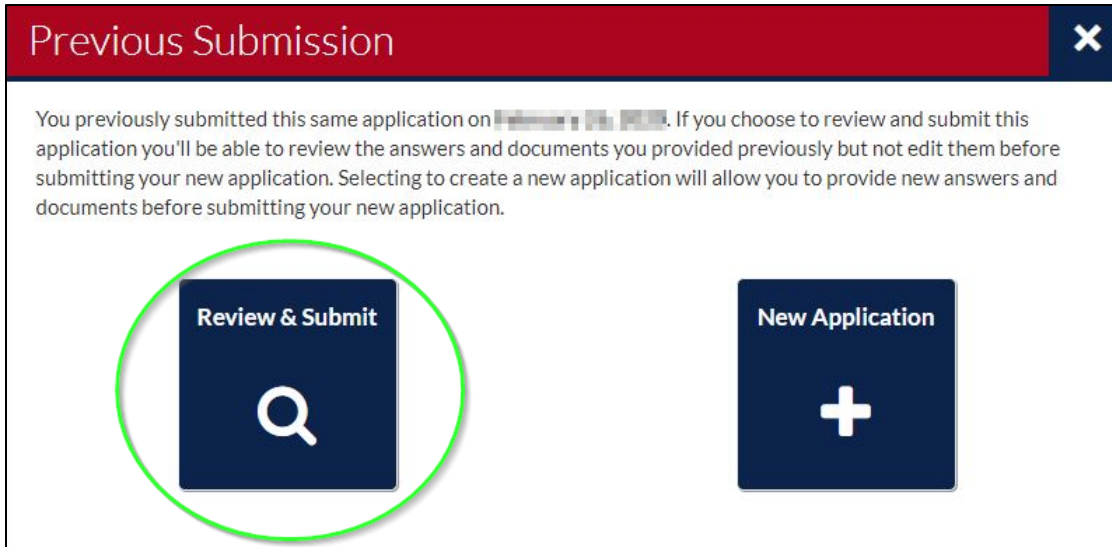


Figure 7

7. A page will load that lists all of the scholarships you are now eligible for (varies by student and may not be the same as the screenshot below), and below that a summary of your submitted application.

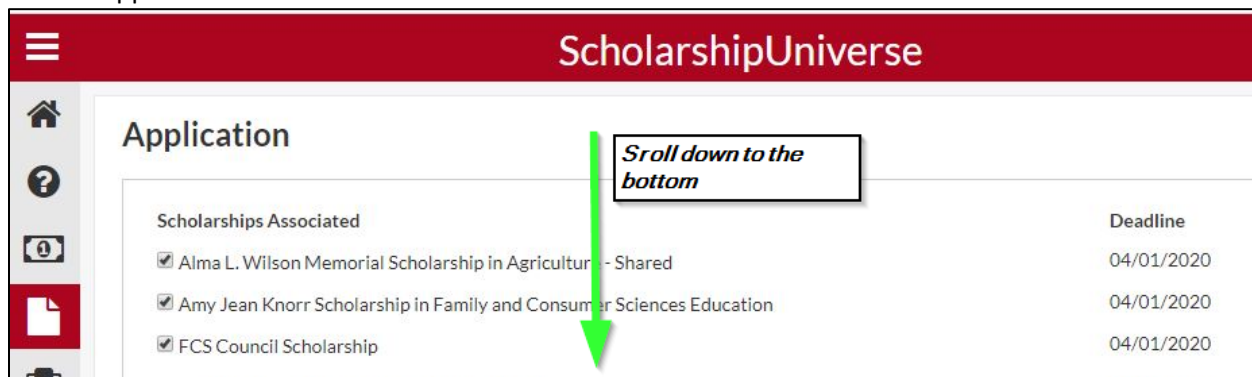


Figure 8

8. Scroll to the bottom of the page, click on Submit.

You are done! You have answered or updated all of the 28 questions that CALS needs to check your eligibility for all scholarships, and you have updated your CALS General Scholarship Application to make sure you are considered for any new scholarships.