

INSPECTION CHECKLIST

The ACRC program accepts containers when all of the conditions and actions listed below have been met:

- Containers:** Only rigid high density polyethylene (HDPE) are accepted. Some HDPE containers have a thin barrier of other co-manufactured material that is acceptable. Containers will be embossed with resin code #2, and sometimes #7.
- Clean:** Only properly rinsed containers will be accepted into the recycling program. Rinse the container 3 times or pressure rinse immediately after it is emptied. Containers are much easier to clean if rinsed immediately after use. Add the rinse water to the spray tank.
- Use:** The container originally held an EPA registered pesticide labeled for biologicals, animal health, agriculture, forestry, vegetative management, specialty pest control OR a non-EPA registered crop protection adjuvant, crop oil, micronutrient, fertilizer, or surfactant
- Inspected:** Immediately after rinsing the container, look inside and make sure that all the formulation has been rinsed out. Also, inspect the outside of the container; particularly check that the pour spout, the spout threads and the container wall surrounding the spout are free of formulation residues that flake, smear or come off on a glove when touched. The recycler cannot process containers that have removable formulation in or on them.
- Professional Use:** The contents of each container were used by a farmer, commercial applicator or a person under the direct supervision of a farmer or commercial applicator.
- Stains:** Certain products discolor plastic with a penetrating stain. The stained containers are acceptable provided that no material can be smeared or removed when touched by a rubber glove.
- Sizes:** Containers are accepted from the smallest sizes up to 55 gallons in capacity. For sizes greater than 55 gallons in capacity, contact your designated ACRC contractor. Scan the QR code below for more information.
- Booklet/Label:** Booklets must be removed. The pressure sensitive label (base label) that adheres to the container may remain as some states require it to remain on the container.
- Empty:** Containers must be empty to be recycled in the ACRC program. No dried on residue inside or outside the container, including the mouth of the container. Puncture the bottom of the container to insure no rinsate remains
- Dry:** An acceptable container is a dry container. Store cleaned containers in an enclosed building or trailer or in plastic bags. The recycler will not accept a container that has liquid in it.
- Non-Acceptable Parts:** Cap removed and discarded. Caps and other non-HDPE parts, such as metal handles and rubber linings, cannot be recycled. Clean and discard these parts as normal solid waste. Never put a cap back on a rinsed container.
- Containers that originally held consumer products, or home and garden pesticides are **NOT ACCEPTABLE.**

ACRC Contractor
Information



CLEAN means CLEAN
- INSIDE AND OUTSIDE -

TRIPLE RINSED means TRIPLE RINSED
- NOT ONCE OR TWICE -

Compare your containers with the examples shown below.



Always follow the instructions on the label before handling any crop protection products. Wear the proper protective equipment as specified on the product label.

ACCEPTABLE




Container, thread, and lip are clean



Handle and neck stained but clean



Inside stained but rinsed clean



Inside is clean and dry


NOT ACCEPTABLE




Dried formula on container



Dried formulation on thread



Liquid residue in container



Dried residue inside container

PO Box 1928, Apex, North Carolina 27502 | 877.952.2272 | info@agrecycling.org | agrecycling.org

ACRC is a non-profit organization whose purpose is to develop and support the collection and recycling of properly rinsed HDPE plastic crop protection, animal health, specialty pest control, micronutrient, biologicals, fertilizer, and adjuvant containers.