



THE UNIVERSITY
OF ARIZONA

New Features of **zoom**

Webinar offered by:

- Technology Learning Collaborative (*formerly D2L Consulting and InTech*)
- UITS Collaborative and Academic Technologies

Campus Zoom Support:
acadtech@arizona.edu

Housekeeping Items

- Microphones will be muted until the very end for questions.
- Questions?
 - Type them in the chat.
 - Save them until the end to ask verbally.
- Don't get your question answered during our session?
 - Follow up afterwards with us by emailing acadtech@arizona.edu.



AGENDA

☐ FEATURE UPDATES

- ☐ Breakout Rooms
 - ☐ Create, remove, rename breakout rooms once launched
 - ☐ Save Breakout Rooms assignments for future use
 - ☐ Share computer audio with content to all breakout rooms
 - ☐ Optional include co-host when auto assign breakout rooms
- ☐ Presentation Slide Control
- ☐ Schedule Meetings with Focus Mode
- ☐ Save Custom Gallery View
- ☐ Add video to waiting room
- ☐ Delete in-meeting chat messages
- ☐ Enable language interpretation by default



ZOOM NEW RELEASES

Zoom will typically release new versions of their products 2-3 times a month. It's very important for you and UA students to be running the latest version of the Zoom client and to keep it up-to-date.

- ✓ Minimum version required for UA Zoom meetings
- ✓ Current minimum version is 5.6.0

Download latest Zoom Client – <https://zoom.us/download>
(Download “Zoom Client for Meetings”)

Current and Past Release Notes for Zoom Client -
<https://support.zoom.us/hc/en-us/articles/360042414611-New-Updates-for-Zoom-Client>

DOWNLOAD/SIGN-IN/UPDATE YOUR ZOOM CLIENT

<https://help.d2l.arizona.edu/zoom>

OIA | D2L Consulting


Search

Help Pages

- Instructors ▾
- Tutorials and Explorations >
- Request D2L Course Sites >
- Getting started >
- Content >
- Classlist >
- Grades >
- Assignments >
- Discussions >
- Quizzes >
- More... ▾
- D2L Tools >
- HTML Editor >
- Clickers >
- Gradescope
- Panopto >
- Zoom ▾
- Zoom for D2L
- Zoom Web Portal
- Security and Privacy

Instructors: Zoom Home

View Edit Delete Revisions



Zoom is an online meeting tool with microphones, cameras, screen sharing, and whole lot more that can create an opportunity for active learning with real time conversations. Many of the teaching practices that you utilize in a face to face physical classroom setting can be tweaked and used in a Zoom meeting.

Help Page Links

List of important links to Zoom help pages.

- Download and Install Zoom Client** >
How to download and install the Zoom Client on your computer or device.
- Sign In to Zoom Client with your UA Zoom Account** >
How to sign in to the Zoom Client with your UA Zoom account.
- Update Your Zoom Client** >
How to check if your Zoom desktop client needs updated.

Video Tutorials

Zoom "How-To" Video Tutorials
1/5 videos

Sign In To Zoom Client on Computer

acadtech@arizona.edu

UPDATING YOUR ZOOM CLIENT

Zoom Automatic Update Feature

Users can now allow the desktop client to automatically download and install updates based on their choice of update frequencies. Updates can be applied on one of 2 available frequencies: **Slow** (default) for fewer updates and better stability, or **Fast** for the newest features and updates.

<https://support.zoom.us/hc/en-us/articles/4413422750861-Automatic-update-release-frequencies>

<https://blog.zoom.us/get-automatic-updates-in-the-zoom-client/>



NEW FEATURES OF ZOOM

Breakout Room Features

- **Create, remove, rename breakout rooms after launch**
- **Expand/Collapse all Breakouts when self-selecting**
- **Save Breakout Room assignments for future use**
- **Share computer audio with content to all breakout rooms**
- **Optional include co-host when automatically assigning breakout rooms**

<https://support.zoom.us/hc/en-us/articles/206476313-Managing-breakout-rooms>

NEW FEATURES OF ZOOM

Breakout Room Features

- **Create, remove, rename breakout rooms after launch**

Requirement - All within the meeting must be running Zoom Client 5.9.3 or higher. Setting enabled in your Zoom account settings within the web portal.

Must enable this feature in your **Breakout Room** settings within your account settings “**Allow host to create, rename, and delete breakout rooms when rooms are open**”. Enabling this feature will FORCE your participants to update their client to be able to join your meeting.

<https://support.zoom.us/hc/en-us/articles/206476313-Managing-breakout-rooms>



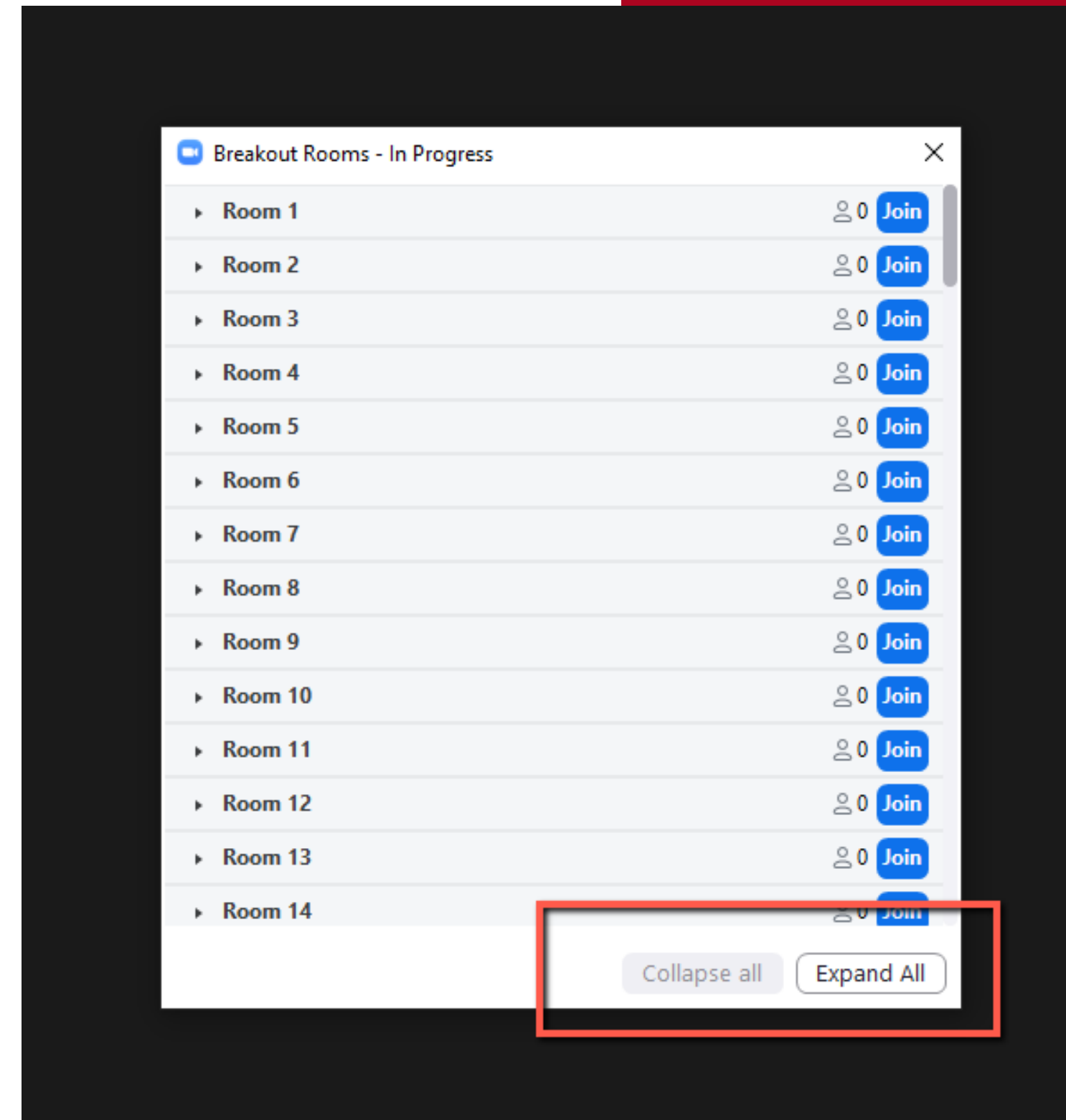
NEW FEATURES OF ZOOM

Breakout Room Features

- **Expand/Collapse all Breakouts when self-selecting**

When self-selecting Breakout Rooms, participants can quickly expand all or collapse all available breakout rooms. This makes it easier to find and select the desired breakout, in particular when there are many breakout rooms available to choose from. Participants will see two buttons “Expand All” and “Collapse All” that are available to select. Requires client version 5.9.6 or higher.

<https://support.zoom.us/hc/en-us/articles/115005769646>



NEW FEATURES OF ZOOM

Breakout Room Features

- **Save Breakout Room assignments for future use**

Requirements – client version 5.10.0 or higher and using a scheduled recurring meeting.

When breakout rooms are created, the host can save that current configuration and participant assignments, which can be used in future sessions. This is only available for recurring meetings and limited to 10 saved configurations per user.

<https://support.zoom.us/hc/en-us/articles/206476313-Managing-breakout-rooms>



NEW FEATURES OF ZOOM

Breakout Room Features

- **Share computer audio with content to all breakout rooms**

Requirement – everyone in the meeting running client version 5.10.0 or higher

Hosts are able to share computer audio, along with shared content, to all breakout rooms. This can be enabled when beginning to share, or while sharing is in progress. This also supports the Share Video option as well for Breakout Rooms.

<https://support.zoom.us/hc/en-us/articles/206476313-Managing-breakout-rooms>

NEW FEATURES OF ZOOM

Breakout Room Features

- **Optional include co-host when automatically assigning breakout rooms**

Requirement – client version 5.10.0 or higher

Choose to include or not include your co-hosts in the automatic assignments of breakout rooms.

<https://support.zoom.us/hc/en-us/articles/206476313-Managing-breakout-rooms>

NEW FEATURES OF ZOOM

Presentation Slide Control

Requirement – client version 5.8.3 or higher and enabled in your Zoom account settings within the web portal

Control progression of presentation slides without needing to ask the participant sharing the presentation for the next slide. Supports presentations in Google Slides, PowerPoint, and Keynote.

Can be given to multiple participants in a meeting, or multiple panelists in a webinar.

<https://support.zoom.us/hc/en-us/articles/4411656450701-Controlling-slides-shared-by-another-participant>

NEW FEATURES OF ZOOM

NEW FEATURES OF ZOOM

Presentation Slide Control

Requirement – client version 5.8.3 or higher and enabled in your Zoom account settings within the web portal

Control progression of presentation slides without needing to ask the participant sharing the presentation for the next slide. Supports presentations in Google Slides, PowerPoint, and Keynote.

Can be given to multiple participants in a meeting, or multiple panelists in a webinar.

<https://support.zoom.us/hc/en-us/articles/4411656450701-Controlling-slides-shared-by-another-participant>

Control Josh Butcher's slides < >



THE UNIVERSITY OF ARIZONA



THE UNIVERSITY OF ARIZONA

NEW FEATURES OF ZOOM

Schedule Meetings with Focus Mode

Requirement – client version 5.9.0 or higher and enabled in your Zoom account settings within the web portal

Hosts can schedule a meeting with Focus mode to be started automatically when the meeting starts, in order to provide less distractions to all meeting participants.

<https://support.zoom.us/hc/en-us/articles/360061113751-Using-focus-mode->

Decent Video Tutorial of Focus Mode - <https://www.youtube.com/watch?v=VEvvajpzeqo>

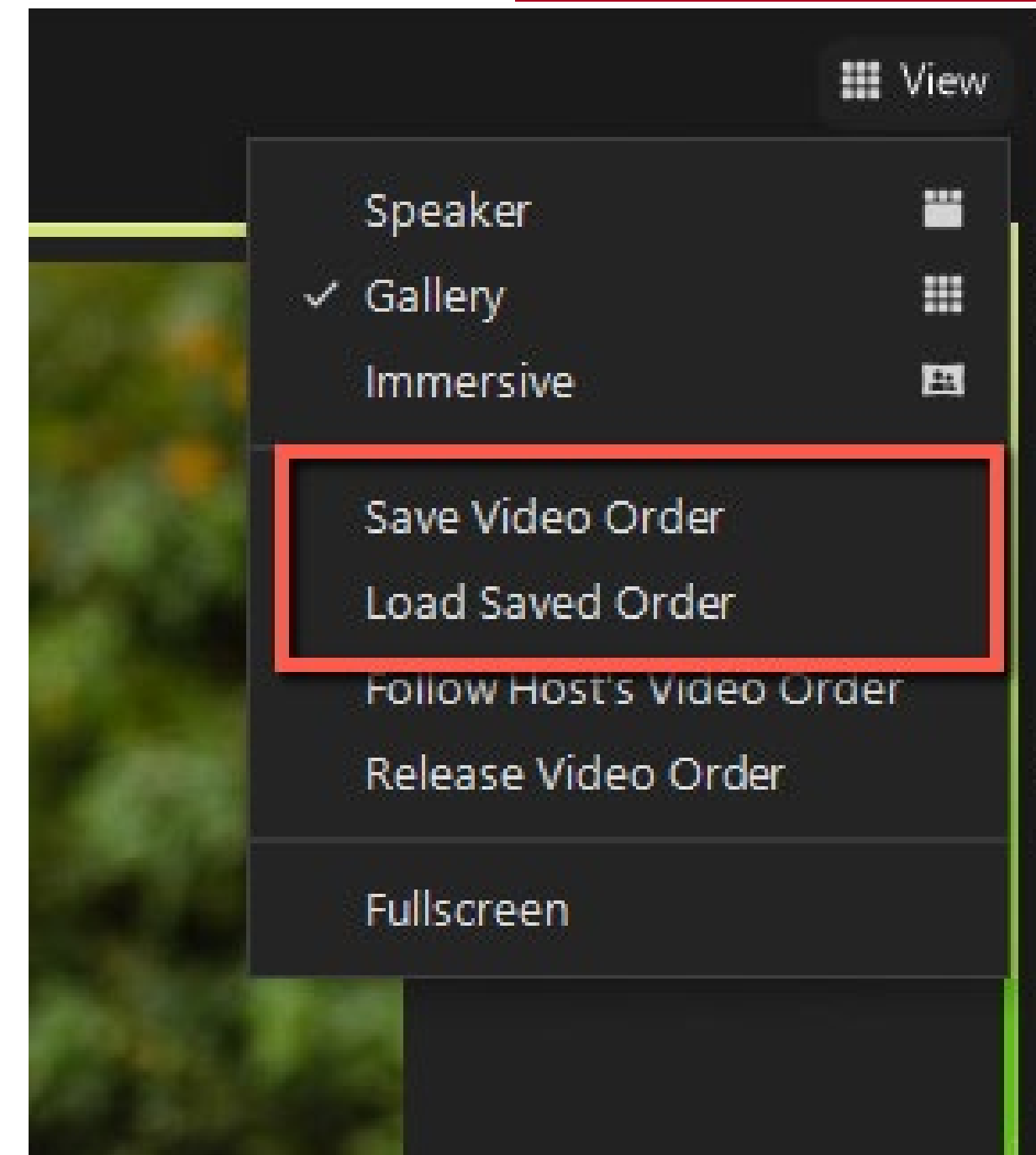
NEW FEATURES OF ZOOM

Save Custom Gallery View Order

Requirement – client version 5.8.6 or higher, enable setting in Zoom account settings within web portal, a scheduled meeting (non PMI) with authentication required, and Allow host to save video order enabled.

Meeting hosts can save the customized gallery view order for subsequent meetings. The customized gallery order is saved to each unique meeting ID, which allows the host to load the saved customized gallery order to avoid continually customizing the gallery order for each meeting.

<https://support.zoom.us/hc/en-us/articles/4413866054285-Setting-a-custom-gallery-view-order->



NEW FEATURES OF ZOOM

Add Video to Waiting Room

Requirement – client version 5.7.3 or higher

You can now add a video when customizing the appearance of the waiting room in the web portal. Participants in the Waiting Room are able to view the video while they wait for the host to allow them into the meeting.

Video must be in MP4, MOV, or M4V format, and cannot exceed 30 MB. Videos can include sound, but are muted by default.

<https://support.zoom.us/hc/en-us/articles/4905283822733-Enabling-and-customizing-the-Waiting-Room>

NEW FEATURES OF ZOOM

Delete In-Meeting Chat Messages

Requirement – client version 5.4.3 or higher

Participants can delete their own messages and hosts (and co-hosts) can delete any messages sent during the meeting.

Hover over a message, select the 3 dots, select “**Delete**”.

It is a true deletion, there will be no record of that message at all existing or being deleted in the live meeting or in chat transcripts.

NEW FEATURES OF ZOOM

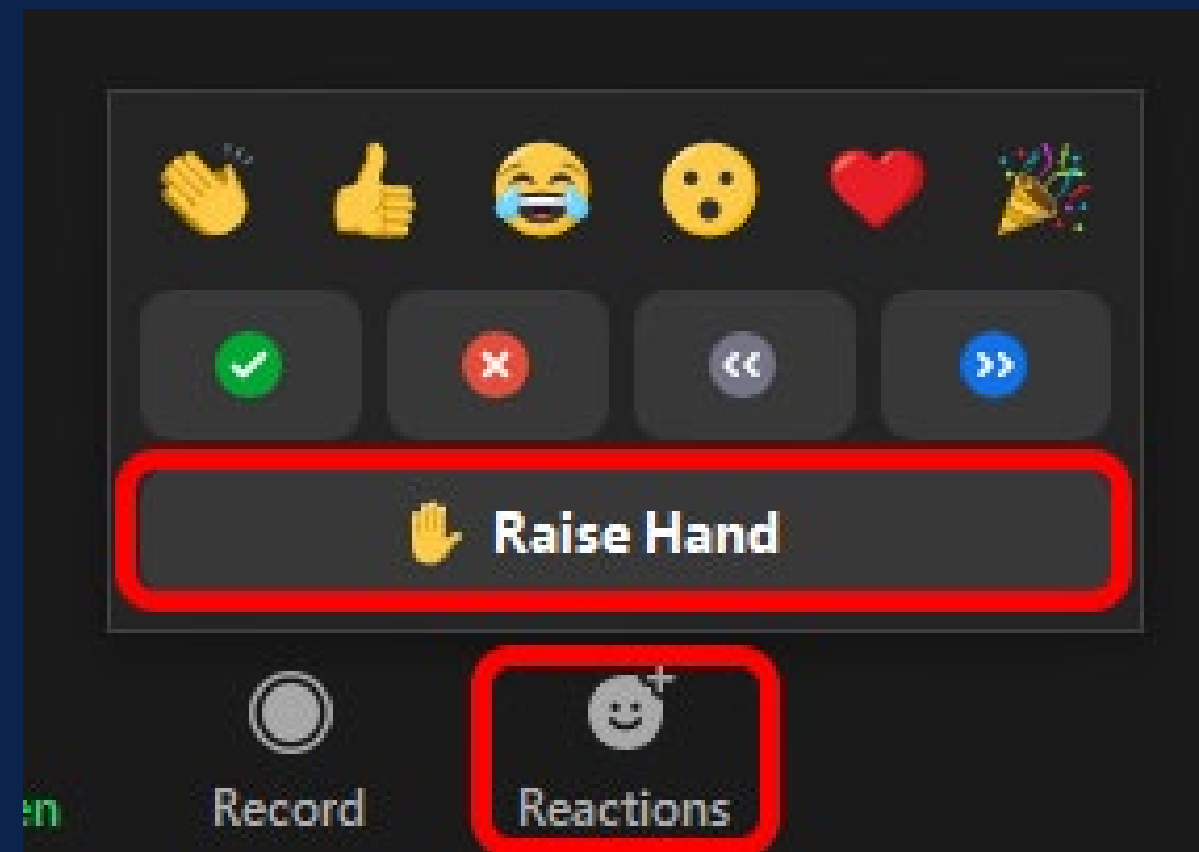
Enable Language interpretation by default on meetings

Account Users can enable the Language Interpretation feature by default when scheduling Zoom meetings. Previously, when scheduling a new meeting, the Language Interpretation feature was always off by default.

<https://support.zoom.us/hc/en-us/articles/360034919791-Using-Language-Interpretation-in-your-meeting-or-webinar>

Questions?

To ask a question verbally please use the “Raise Hand” icon in the *Meeting Reactions* tool and we will call on you to unmute your microphone.



Contact Us

acadtech@arizona.edu

More Information at:

zoom.arizona.edu

Subscribe to our email listserv for updates!

<https://list.arizona.edu/sympa/info/zoom-users>



T H A N K Y O U !