



## Joining a Zoom Meeting from a meeting link

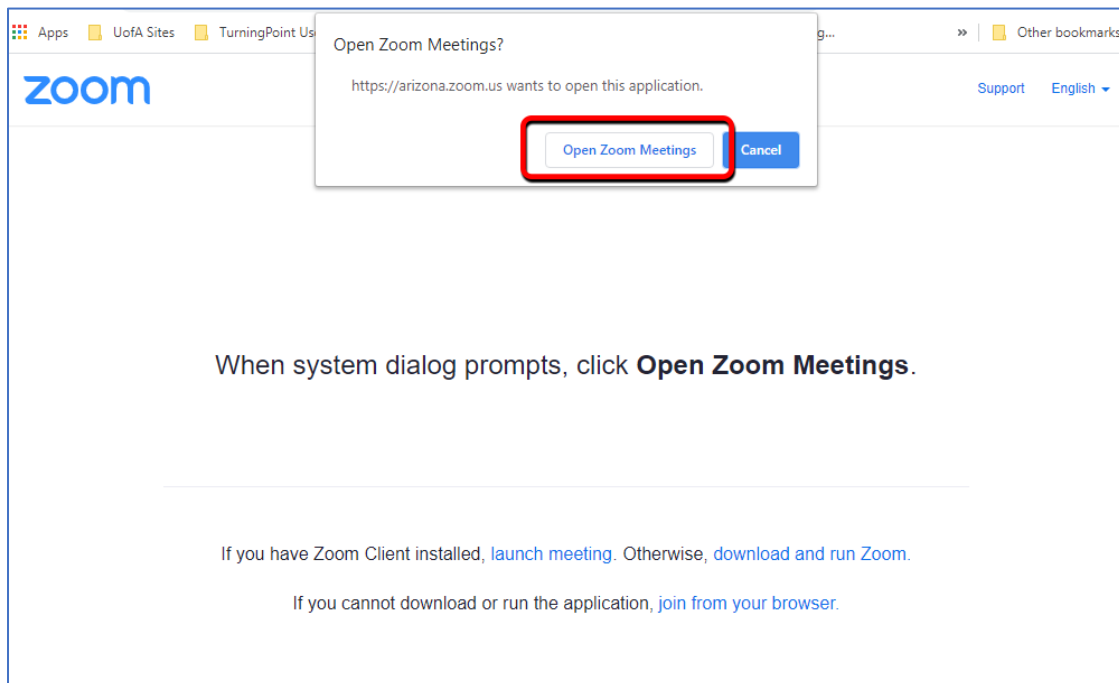
For all Zoom meetings, you can choose to participate via the Zoom client (downloadable application) or via a web browser. This documentation will go over how to join meetings via the Zoom client as well as through a web browser.

### Step-by-step guide

1. To join a scheduled Zoom meeting via a meeting link, click on the meeting link to get started.
  - Meeting links look similar to this: <https://arizona.zoom.us/j/0123456789>
2. As shown in the screenshot below, you can download the Zoom client or join the meeting directly from your browser.

### *Joining via the Zoom Client*

- If you haven't downloaded the Zoom client, it will automatically download and install for you. If you already have the application downloaded and installed, you will receive the following pop-up box when attempting to join a meeting.

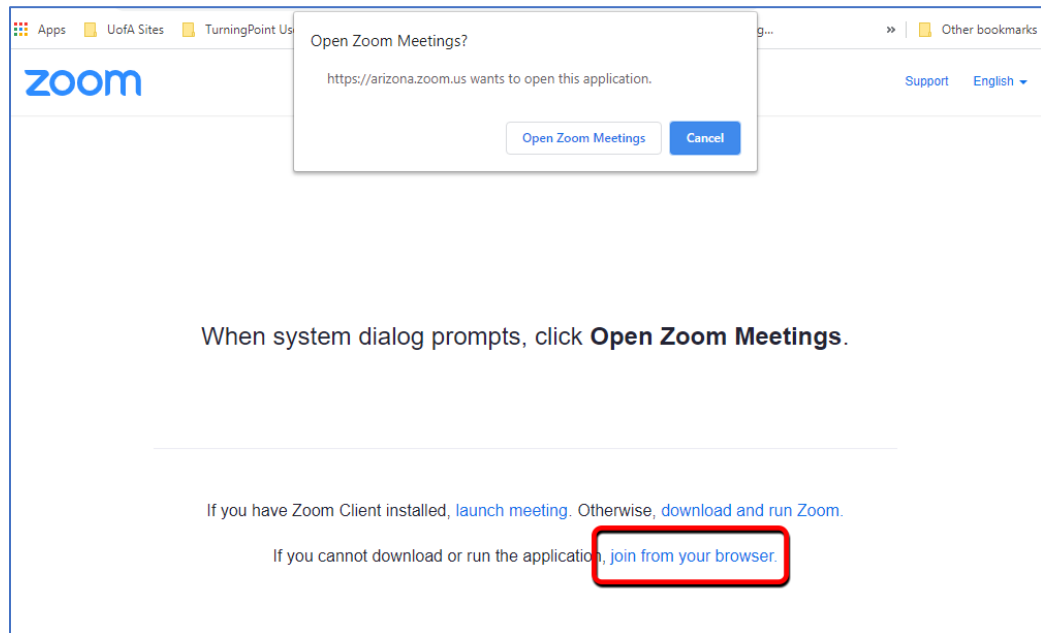




***Joining via a web browser***

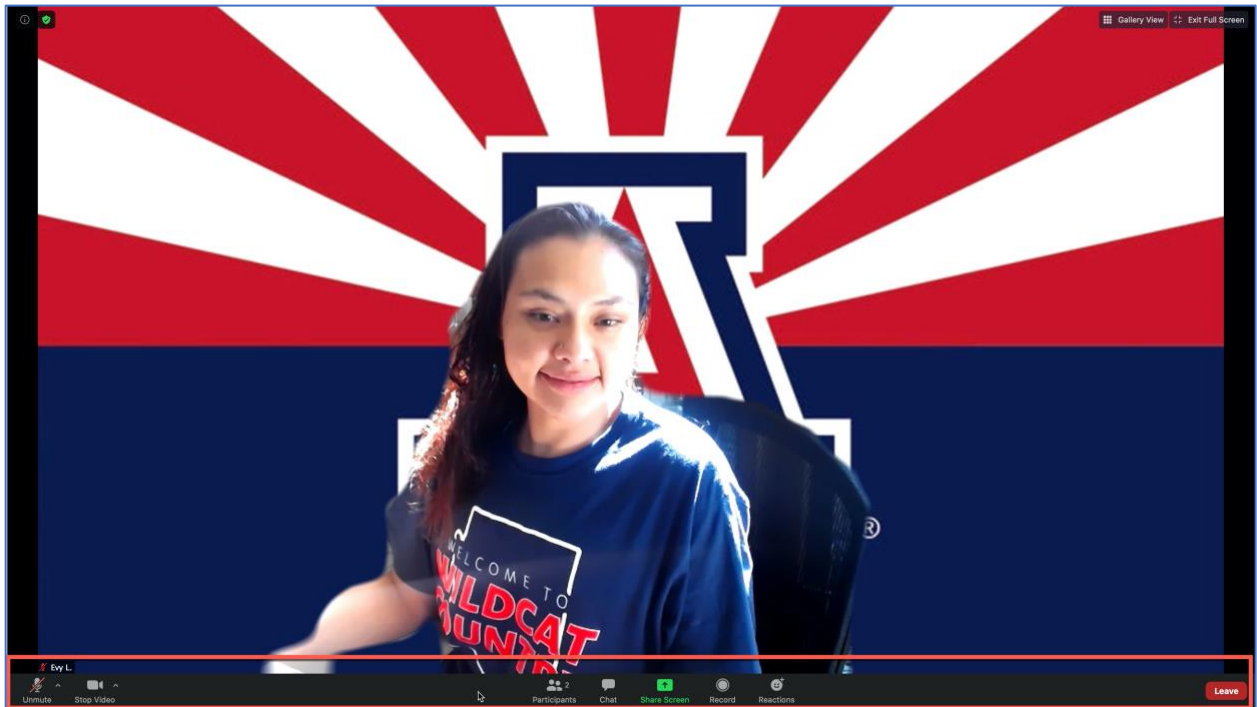
- If joining via a web browser, you will not need to download the Zoom application. Click on the meeting link that was sent to you and make sure to select ***join from your browser*** to join the meeting.

***NOTE:*** *The web-based meeting will have limited features compared to the Zoom client.*





3. Once joined, you will have the standard Zoom meeting controls available to you on the bottom of the screen.



#### Standard Attendee Meeting Controls

- Mute/Unmute - You can mute and unmute your microphone. The host also has the ability to mute you.
- Start/stop Video
- Participant List – This also gives you the option to raise your hand or rename yourself.
- Chat box
- Share Screen - If the host allows, you can share your screen in the meeting. The host will have the ability to stop your screen share.
- Record – If host has given permission to record
- Reactions

#### Additional resources on joining a Zoom meeting

- Join a Meeting: [https://www.youtube.com/embed/hlkCmbvAHQQ?rel=0&autoplay=1&cc\\_load\\_policy=1](https://www.youtube.com/embed/hlkCmbvAHQQ?rel=0&autoplay=1&cc_load_policy=1)
- Joining & Configuring Audio & Video: [https://www.youtube.com/embed/-s76QhshQnY?rel=0&autoplay=1&cc\\_load\\_policy=1](https://www.youtube.com/embed/-s76QhshQnY?rel=0&autoplay=1&cc_load_policy=1)