

U.S. Department of Agriculture Student Employment Program

Presented by:

Wendy Carrasco
USDA Student Employment
Program Manager



USDA is an equal opportunity provider and employer.



Objectives

- Introduce you to USDA and the internships opportunities.
- Provide you with relevant information about the application process.
- Establish a relationship with your institutions and helping you apply to USDA's internships program.



USDA Mission Statement

DEPARTMENT
OF
AGRICULTURE

JAMIE L. WHITTEN
FEDERAL BUILDING

USDA VISITORS CENTER
MALL ENTRANCE



USDA is composed of:

- ✓ 7 Mission Areas
- ✓ 17 Agencies
- ✓ 16 Offices

Agencies per USDA Mission Areas

<p>Natural Resources and Environment</p> <ul style="list-style-type: none"> • Forest Service (FS) • Natural Resources Conservation Service (NRCS) 		<p>Food, Nutrition and Consumer Services</p> <ul style="list-style-type: none"> • Center for Nutrition Policy and Promotion (CNPP) • Food and Nutrition Service (FNS)
<p>Farm and Foreign Agricultural Services</p> <ul style="list-style-type: none"> • Farm Service Agency (FSA) • Foreign Agricultural Service (FAS) • Risk Management Agency (RMA) 		<p>Marketing and Regulatory Programs</p> <ul style="list-style-type: none"> • Agricultural Marketing Service (AMS) • Animal and Plant Health Inspection Service (APHIS) • Grain Inspection, Packers, and Stockyards Administration (GIPSA)
<p>Rural Development</p> <ul style="list-style-type: none"> • Rural Development (RD) 		<p>Food Safety</p> <ul style="list-style-type: none"> • Food Safety and Inspection Service (FSIS)
<p>Research, Education and Economics</p> <ul style="list-style-type: none"> • Agricultural Research Service (ARS) • Economic Research Service (ERS) • National Agricultural Statistics Service (NASS) • National Institute of Food and Agriculture (NIFA) • National Agriculture Library (NAL) 		

Careers by Educational Field



Careers by Educational Field

Management



	FSA	FAS	RMA	FNS	FSIS	AMS	APHIS	GIPSA	FS	NRCS	ARS	ERS	NASS	NIFA	RBS	RHS	RUS	OHRM	OIG	NFC
Accounting/Auditing	*	*		*	*	*	*	*	*	*	*					*	*	*		*
Budget	*	*		*	*	*	*	*	*	*								*		*
Contracting/Procurement	*			*		*	*		*	*	*							*		*
Criminal Justice						*	*		*	*						*			*	
Equal Opportunity	*	*	*	*	*	*	*	*	*	*								*		*
Management/Program Analysis	*	*	*	*	*	*	*	*	*	*								*	*	*
Personnel Management	*			*	*	*	*		*	*	*							*	*	*
Public Affairs	*	*	*	*	*	*	*		*	*								*		
Computer Scinces	*			*	*	*	*	*	*	*	*	*	*			*		*	*	*

Careers by Educational Field

Agribusiness and Industry

	FSA	FAS	RMA	FNS	FSIS	AMS	APHIS	GIPSA	FS	NRCS	ARS	ERS	NASS	NIFA	RBS	RHS	RUS	OHRM	OIG	NFC
Agricultural Business	*		*			*	*	*		*										
Agricultural Commodities	*					*	*	*												
Crop Insurance Administration			*																	
Crop Insurance Underwriting			*																	
Economics	*	*	*			*	*	*		*		*			*					
Agricultural Extension	*													*						
Agricultural Management	*					*	*	*		*										
Agricultural Marketing	*	*				*	*	*							*					
Food Program Management				*																
International Trade Economics		*				*						*								
Loan Management/Finance															*	*	*		*	

Internship Types



USDA Student Employment Program Composition

- USDA Internship Program
 - 17 Internships
 - 5 Scholarships
- USDA Recent Graduate Program: (COMING SOON)
 - 1 Recent Graduate Program
- USDA Fellowship Program:
 - 1 Fellowship
 - ✓ Presidential Fellowship Program



USDA Internship Programs

- Provide paid and unpaid work experience to students who are in high school or pursuing an undergraduate or graduate degree in an accredited college or university (including Home-Schooling, Certificate Programs and Community Colleges).
- Internships can be seasonal (Summer, Fall, Spring) or year round.
- General Requirements:
 - ✓ U.S. Citizen or U.S. Permanent Resident,
 - ✓ At least 16 years of age,
 - ✓ Enrolled or accepted for enrollment in school or vocational program, full or part time, and GPA of 2.0 for higher.



USDA Internship Programs

Name of Program	Website	Application Deadline
USDA Summer Internship Program (SIP)	http://www.dm.usda.gov/employ/SIPIntro.htm	Jan/Mid Apr-Summer
USDA Information Technology Internship Program (ITIP)	http://www.ocio.usda.gov/intern/index.html	Jan-Mar
USDA Veterinary Student Employment Program (VSEP)	http://www.fsis.usda.gov/careers/Veterinary_Student_Employment_Program/index.asp	Fall
USDA Workforce Recruitment Program (WRP)	https://wrp.gov/LoginPre.do?method=login	Fall
USDA International Agricultural Internship Program (IAIP)	http://www.fas.usda.gov/admin/student/iaip/index.asp	Mar-Fall, Jul-Spring & Nov-Summer
Foreign Agriculture Summer Internship Program	http://www.fas.usda.gov/admin/student/program.asp	Feb

Third Party Internship Providers (Contractors)

- Under the third party internship providers utilized at USDA, interns are not considered federal employees but contractors. These programs typically provide stipends for interns.
 - ✓ Hispanic Association of Colleges and Universities (HACU)
 - ✓ Washington Internship for Native Students (WINS)
 - ✓ Student Conservation Association (SCA)
 - ✓ D.C. Government Passport-to-Work Summer Youth Employment Program (SYEP)
 - ✓ Conference on Asian Pacific American Leadership (CAPAL)
 - ✓ Job Corps
 - ✓ YearUP
 - ✓ Other programs opportunities are coming soon



Hiring Success Rate

- In 2008, USDA hired 7,839 interns
- In 2009, USDA hired 7,985 interns
- In 2010, USDA hired 8,602 interns
- Last year, USDA hired 5,944 interns
- In 2012, USDA plans to hire 7,101 interns
 - 1,000 slots for Veterans



Application Process

The application process consists of three steps:

1. Visit the USDA webpage to learn more about agencies and their student employment opportunities
2. Create an e-authentication account
3. Fill out the application in the USDA Student Portal

APPLY NOW!

turbo

STEP ONE: Visit the USDA webpage to learn more about agencies and their student employment opportunities





UNITED STATES DEPARTMENT OF AGRICULTURE

Popular Topics

- > Agency Reports
- > Biofuels and Biotech
- > Climate Change
- > Dietary Guidelines
- > Energy
- > Employment Opportunities
- > Food Safety Recalls

>>> More...



Sign up for email updates:



Agriculture Secretary Vilsack Highlights Trade During Visit to St. Louis

Photo: Secretary Tom Vilsack spent part of last week in St. Louis, Mo., making several stops to promote trade and agriculture.

1/5 << || >>

Latest Blogs

News

Reports

- Chicago Hosts Kickoff for Minority Health Month
- Deadline Approaches for Producers to Sign Up for the Conservation Reserve Program
- USDA Rural Development Programs Making a Big Impact in Western Iowa
- Tick Riders: The Cornerstone of USDA's Cattle Fever Tick Program
- Redesigning USDA Online
- Earth Team—Getting Conservation on the Ground
- USDA Forest Service's Fuels for Schools program Turns Biomass into Energy

Information for

- Cooperatives
- Educators and Students**
- Landowners
- Media
- Parents and Caregivers
- Producers
- Rural Communities
- USDA Employees

Secretary's Priorities

- Agricultural Production
- Civil Rights
- Conservation
- Energy
- Food Safety
- Nutrition/Hunger
- Rural Development
- Trade

Let's Move!

Let's Move! Initiative



Know Your Farmer Know Your Food



The People's Garden



Our Open Site



Civil Rights



Food Environment Atlas

Japan 2011



Application Process

Step One

- Go to www.usda.gov
- Click on **Educators and Students** under "Information for"



Related Topics

- [Agricultural Library](#)
- [Careers and Jobs](#)
- [Dietary Health](#)
- [Educational Materials](#)
- [Food Safety](#)
- [Grants and Programs](#)
- [Internships and Scholarships](#)
- [National Institute of Food and Agriculture](#)
- [Recreational Activities](#)
- [Training](#)
- [USDA For Kids](#)
- [USDA Graduate School](#)
- [Faith-Based and Neighborhood Partnerships](#)

Information for Educators and Students

The Charters of Freedom

Declaration of Independence, U.S. Constitution, Bill of Rights, making the Charters, impact of the Charters.

Agriculture in the Classroom

Teacher resources, the story of American agriculture, state agricultural profiles, teen scene news and careers.

Conquest of the Land Through 7,000 Years

A 24-page booklet reviewing the development of agriculture. Available online in pdf format, or order printed copies

U.S. Agricultural Facts

Populations, employment, income, farm numbers and characteristics, top agricultural commodities and exports, and farm financial indicators.

State Agricultural Facts

Populations, employment, income, farm numbers and characteristics, top agricultural commodities and exports, and farm financial indicators.

Educational Resources for Teachers/Parents

A series of links to agricultural information as compiled by the National Agricultural Library.

Teachers' Desk

Content for a range of student levels to help learn about agricultural research, strengthen reading skills, and stimulate creative thinking.

The Core Historical Literature of Agriculture

An electronic collection of agricultural texts published in the nineteenth and mid-twentieth century selected for their historical importance.

Teaching with Constitution Documents

Teaching with documents lesson plans, learn about the 39 signing delegates, issues involved in creation and ratification.

Reports

- Click on **Careers and Jobs** under “Related Topics”



UNITED STATES DEPARTMENT OF AGRICULTURE

Topics Programs and Services Newsroom Blog

You are here: Home / Careers

About USDA | Ask the Expert | FAQs | Contact Us | En Español

Site Map | A-Z Index | Advanced Search | Help | Search Tips

Stay Connected [Email] [Facebook] [Twitter] [YouTube] [RSS] [LinkedIn] [Share]

Related Topics

- USDA Employee Services
- Agricultural Research Student Programs
- National Institute of Food and Agriculture Student Programs Internships and Scholarships
- USA Jobs
- Forest Service Student Programs Student Careers
- National Agricultural Library Internships
- Economic Research Service Careers
- National Agricultural Statistics Service Career Opportunities
- Animal Plant Health Inspection Service Student Programs
- Center for Nutrition Policy and Promotion Internships
- Farm Service Agency Summer Intern Program
- Food and Nutrition Service Careers
- Food Safety and Inspection Service

Careers



View positions within USDA

The results of this job search will be compiled specifically for the Department of Agriculture. Some of the jobs displayed may be restricted to agency and/or department employees only. Please be sure to review the job entries and announcements carefully. Applications from outside of the area of consideration may not be evaluated or acknowledged.



Internship Opportunities

Your career in the Federal Government starts here! We offer valuable job experience, training opportunities, excellent benefits, and opportunity for advancement. Whether you are student in high school, college, or graduate school seeking work experience or you are about to graduate and begin your career, consider Federal service!



Search for positions within the U.S. Government

USAJOBS is the official job site of the US Federal Government. It's your one-stop source for Federal jobs and employment information.



U.S. Office of Personnel Management

The Office of Personnel Management provides valuable employment, pay and performance, and leadership and individual development information for current Federal employees and those looking to work for the Federal Government.

- This page allows search through individual agency and through links.
- To Apply for positions click on “**Internship Opportunities**” on the right side of page.

Application Process
Step One



UNITED STATES DEPARTMENT OF AGRICULTURE

[About USDA](#) | [Ask the Expert](#) | [FAQs](#) | [Contact Us](#) | [En Español](#)

[Topics](#) | [Programs and Services](#) | [Newsroom](#) | [Blog](#)

[Site Map](#) | [A-Z Index](#) | [Advanced Search](#) | [Help](#) | [Search Tips](#)

Stay Connected      

You are here: [Home](#) / [Careers](#) / [Internships and Scholarships](#)

Related Topics

- USDA Employee Services
- Agricultural Research Student Programs
- National Institute of Food and Agriculture Student Programs Internships and Scholarships
- USA Jobs
- Forest Service Student Programs Student Careers
- National Agricultural Library Internships
- Economic Research Service Careers
- National Agricultural Statistics Service Career Opportunities
- Animal Plant Health Inspection Service Student Programs
- Center for Nutrition Policy and Promotion Internships
- Farm Service Agency Summer Intern Program
- Food and Nutrition Service Careers
- Food Safety and Inspection Service Internships and Externships
- Foreign Agriculture Service Career

USDA Internships and Scholarships

Internship Programs

Student Internship Programs provide paid and unpaid work experience to students who are in High School or pursuing an undergraduate or graduate degree in an accredited college or university (including Community College). Internships can be seasonal (Summer, Fall, Spring) or year round. [Apply here!](#)

Scholarship Programs

Student Scholarship Programs provide undergraduate or graduate students with various supports such as tuition assistance, internships, career development, leadership development, mentoring, and/or grants to support research studies.

Recent Graduate Program

The recent graduate program provides individuals who have recently graduated from qualifying educational institutions or programs with developmental experiences in the Federal Government intended to promote possible careers in the civil service. Participants must have obtained a degree, or completed a qualifying career or technical education program within the preceding 2 years. Except for veterans are eligible to participate to the program within 6 years of obtaining a degree or graduating qualifying program.

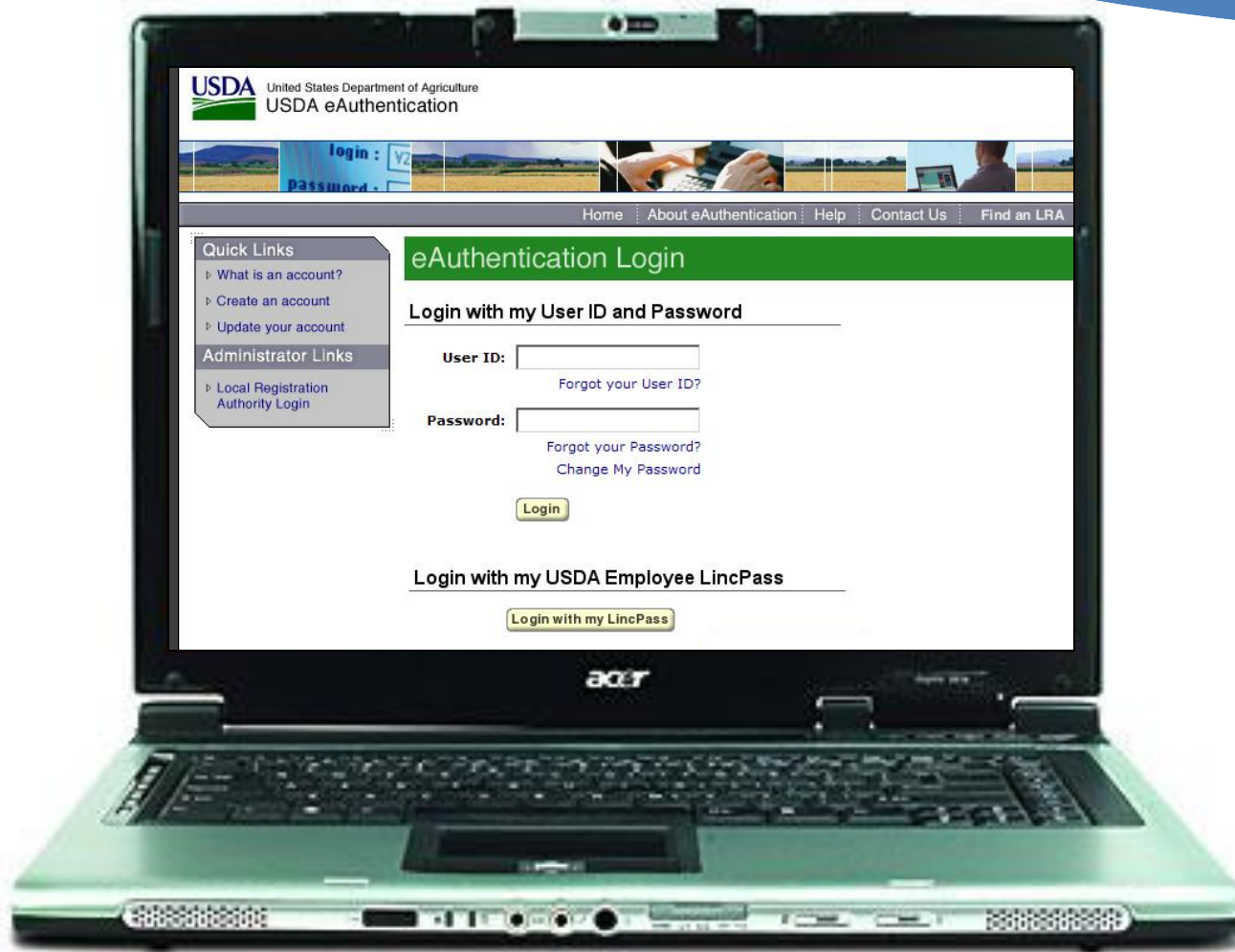
Fellowship Programs

Fellowship Programs are prestigious, competitive programs that support leadership development of recent graduates who have been pre-qualified or recommended by a network of graduate schools. Graduates are provided with a 2 year appointment at USDA that leads to conversion to a permanent appointment

• Click: [Apply here!](#)

Application Process
Step One

STEP TWO: Create a profile account through eAuthentication





*****WARNING*****

- You are accessing a U.S. Government information system, which includes (1) this computer, (2) this computer network, (3) all computers connected to this network, and (4) all devices and storage media attached to this network or to a computer on this network. This information system is provided for U.S. Government-authorized use only.
- Unauthorized or improper use of this system may result in disciplinary action, as well as civil and criminal penalties.
- By using this information system, you understand and consent to the following:
 - You have no reasonable expectation of privacy regarding any communications or data transiting or stored on this information system. At any time, the government may for any lawful government purpose monitor, intercept, search and seize any communication or data transiting or stored on this information system.
 - Any communications or data transiting or stored on this information system may be disclosed or used for any lawful government purpose.
 - Your consent is final and irrevocable. You may not rely on any statements or informal policies purporting to provide you with any expectation of privacy regarding communications on this system, whether oral or written, by your supervisor or any other official, except USDA's Chief Information Officer.

*****WARNING*****

Cancel I Agree

- You will be prompted to the “accessing a U.S. Government Information System” message page.
- Please read information and click “I Agree”.



Quick Links

- ▶ What is an account?
- ▶ **Create an account**
- ▶ Update your account

Administrator Links

- ▶ Local Registration Authority Login

eAuthentication Login

Login with my User ID and Password

User ID:

[Forgot your User ID?](#)

Password:

[Forgot your Password?](#)

[Change My Password](#)

Login

Login with my USDA Employee LincPass

Login with my LincPass

USDA employees may now use their LincPass to login.
Instructions:

1. Please verify your LincPass is inserted into the card reader for your USDA

- You will be prompted to the “e-Authentication Login” page
- Click, “Create an account”



Quick Links

- ▶ What is an account?
- ▶ Create an account
- ▶ Update your account

Administrator Links

- ▶ Local Registration Authority Login

Create an Account

What Level of Access do you need?

If you are a **USDA Federal Employee**, the **USDA Employee Create an Account** page will take you through the steps to create a USDA eAuthentication Employee Account.

If you are a **USDA customer (Users who are not USDA Federal Employees)**, you should answer the following questions to determine if you need Level 1 or Level 2 account access:

Would you like to interact with the USDA doing the following?

- Conducting official electronic business transactions via the Internet?
- Entering into a contract with the USDA?
- Filling out and Submitting electronic forms or applications for USDA via the Internet?

If you answered YES to 1 or more of the questions, you will need to register for an eAuthentication account with **Level 2 Access**.

If you already have a Level 1 eAuthentication account and need Level 2 Access, then **log into your profile** and select "Apply for Customer Level 2 Authentication". No need to create a new account, simply upgrade from Level 1 to Level 2.

Would you like to interact with the USDA doing the following?

- Utilizing an application or USDA web portal that indicates a Level 1 account is needed?
- Obtaining general information about a specific USDA agency?
- Participating in public surveys for a USDA agency?

If you answered YES to 1 or more of these questions, you will need to register for an eAuthentication account with **Level 1 Access**.

• Click, "Level 1 Access"

• Why we use E-Auth in the One-Stop Common Application?

- ✓ is a security tool that is used by USDA to ensure that information being submitted by applicants is maintained in a secure environment.
- ✓ students can use this account to revisit their current application, make changes, update and access archived applications for re-submission.
- ✓ USDA is keeping your personal information safe and only accessible by the person creating the account.



Quick Links

▸ What is an account?

▸ **Create an account**

▸ Update your account

Administrator Links

▸ Local Registration
Authority Login

Create an Account

Form Approved - OMB No. 0503-0014

[Create an Account Help](#)

Level 1 Access

Step 1 of 4: User Information

If you are a USDA Federal Employee, click **Employee Create an Account** to continue with the USDA eAuthentication registration process.

Public customers should complete the information below to create a USDA account. Please read the eAuthentication **Privacy Act Statement** and **Public Burden Statement** for more information on how your personal information will be protected.

All required fields are marked by an asterisk (*). Enter your first and last name **exactly** as it appears on your government issued photo ID (e.g. state driver's license).

User ID*:	<input type="text"/>	6-20 characters
Password*:	<input type="password"/>	9-12 characters
Confirm Password*:	<input type="password"/>	Click here for additional requirements
First Name*:	<input type="text"/>	
Middle Initial:	<input type="text"/>	
Last Name*:	<input type="text"/>	
Home Postal/Zip Code:	<input type="text"/>	
Country Name*:	<input type="text"/>	
Email*:	Email address must be valid to complete registration	
Confirm Email*:	<input type="text"/>	

- Create an Identification (ID)
- Your ID must be 6 to 20 characters long



Quick Links

What is an account?

Create an account

Update your account

Administrator Links

Local Registration
Authority Login

Create an Account

Form Approved - OMB No. 0503-0014

Create an Account Help

Level 1 Access

Step 1 of 4: User Information

If you are a USDA Federal Employee, click **Employee Create an Account** to continue with the USDA eAuthentication registration process.

Public customers should complete the information below to create a USDA account. Please read the eAuthentication **Privacy Act Statement** and **Public Burden Statement** for more information on how your personal information will be protected.

All required fields are marked by an asterisk (*). Enter your first and last name exactly as it appears on your government issued photo ID (e.g. state driver's license).

User ID*: 6-20 characters

Password*: 9-12 characters

Confirm Password*:

First Name*:

Middle Initial:

Last Name*:

Home Postal/Zip Code:

Country Name*:

Email address must be valid to complete registration

Email*:

Confirm Email*:

Reset Continue

- Create a password that is 9 to 12 characters long
- When choosing a password:
 - ✓ only use characters and words that are not found in the dictionary.
 - ✓ At least one word has to be capitalized and another one lower case.
 - ✓ You also have to choose either of the following characters as part of your password: #, *, %, &
- Sample password: 7#Bt257qu*



Quick Links

▶ [What is an account?](#)

▶ [Create an account](#)

▶ [Update your account](#)

Administrator Links

▶ [Local Registration Authority Login](#)

Create an Account

Form Approved - OMB No. 0503-0014

[Create an Account Help](#)

Level 1 Access

Step 1 of 4: User Information

If you are a USDA Federal Employee, click [Employee Create an Account](#) to continue with the USDA eAuthentication registration process.

Public customers should complete the information below to create a USDA account. Please read the eAuthentication [Privacy Act Statement](#) and [Public Burden Statement](#) for more information on how your personal information will be protected.

All required fields are marked by an asterisk (*). Enter your first and last name exactly as it appears on your government issued photo ID (e.g. state driver's license).

User ID*: 6-20 characters

Password*: 9-17 characters

Confirm Password*:

First Name*:

Middle Initial:

Last Name*:

Home Postal/Zip Code:

Country Name*:

Email address must be valid to complete registration

Email*:

Confirm Email*:

- Confirm your password

Application Process

Step Two



Quick Links

▸ What is an account?

▸ **Create an account**

▸ Update your account

Administrator Links

▸ Local Registration
Authority Login

Create an Account

Form Approved - OMB No. 0503-0014

[Create an Account Help](#)

Level 1 Access

Step 1 of 4: User Information

If you are a USDA Federal Employee, click **Employee Create an Account** to continue with the USDA eAuthentication registration process.

Public customers should complete the information below to create a USDA account. Please read the eAuthentication **Privacy Act Statement** and **Public Burden Statement** for more information on how your personal information will be protected.

All required fields are marked by an asterisk (*). Enter your first and last name exactly as it appears on your government issued photo ID (e.g. state driver's license).

User ID*: 6-20 characters

Password*: 9-12 characters

[Click here](#) for additional requirements

Confirm Password*:

First Name*:

Middle Initial:

Last Name*:

Home Postal/Zip Code:

Country Name*:



Email address must be valid to complete registration

Email*:

Confirm Email*:

- Provide:

- ✓ First Name
- ✓ Middle Initial
- ✓ Last Name
- ✓ Zip-code
- ✓ Country Name



Application Process

Step Two



Quick Links

- ▶ [What is an account?](#)
- ▶ [Create an account](#)
- ▶ [Update your account](#)

Administrator Links

- ▶ [Local Registration Authority Login](#)

Create an Account

Form Approved - OMB No. 0503-0014

[Create an Account Help](#)

Level 1 Access

Step 1 of 4: User Information

If you are a USDA Federal Employee, click [Employee Create an Account](#) to continue with the USDA eAuthentication registration process.

Public customers should complete the information below to create a USDA account. Please read the eAuthentication [Privacy Act Statement](#) and [Public Burden Statement](#) for more information on how your personal information will be protected.

All required fields are marked by an asterisk (*). Enter your first and last name exactly as it appears on your government issued photo ID (e.g. state driver's license).

User ID*: 6-20 characters

Password*: 9-12 characters

[Click here](#) for additional requirements

Confirm Password*:

First Name*:

Middle Initial:

Last Name*:

Home Postal/Zip Code:

Country Name*:

Email address must be valid to complete registration

Email*:

Confirm Email*:

- Provide:

- ✓ Email address
- ✓ Your email must be valid to complete your registration.



Quick Links

▸ [What is an account?](#)

▸ [Create an account](#)

▸ [Update your account](#)

Administrator Links

▸ [Local Registration Authority Login](#)

Create an Account

Form Approved - OMB No. 0503-0014

[Create an Account Help](#)

Level 1 Access

Step 1 of 4: User Information

If you are a USDA Federal Employee, click [Employee Create an Account](#) to continue with the USDA eAuthentication registration process.

Public customers should complete the information below to create a USDA account. Please read the eAuthentication [Privacy Act Statement](#) and [Public Burden Statement](#) for more information on how your personal information will be protected.

All required fields are marked by an asterisk (*). Enter your first and last name exactly as it appears on your government issued photo ID (e.g. state driver's license).

User ID*: 6-20 characters

Password*: 9-12 characters

[Click here](#) for additional requirements

Confirm Password*:

First Name*:

Middle Initial:

Last Name*:

Home Postal/Zip Code:

Country Name*:

Email address must be valid to complete registration

Email*:

Confirm Email*:

- Click “continue” to create your profile account.

Application Process

Step Two



Quick Links

- ▶ What is an account?
- ▶ **Create an account**
- ▶ Update your account

Administrator Links

- ▶ Local Registration
- ▶ Authority Login

Create an Account

Level 1 Access

Step 2 of 4: User Information Confirmation

Verify your Level 1 access information.
Click the Back button to make changes or click the Submit button to create your account with Level 1 access.

User ID:
Password:
First Name:
Middle Initial:
Last Name:
Home Postal/Zip Code:
Country Name:
Email:

tvshow213
** Not Shown **
wenddy

00000

Please verify that your information is correct before clicking the Submit button.

Back Submit

- After you have created your **account**, a **verification** confirmation message will appear as follows.
- Please double check that your information is correct before clicking the **“submit”** option.



Quick Links

- ▶ What is an account?
- ▶ **Create an account**
- ▶ Update your account

Administrator Links

- ▶ Local Registration Authority Login

Create an Account

Level 1 Access

Step 3 of 4: Print and Check Email

Please print this page for future reference.

Congratulations wennydy carrasco, only one more step to complete your initial registration!

You should receive a confirmation email within 1 hour from eAuthHelpDesk@ftc.usda.gov with the subject line of 'Action Required:Instructions to Activate your USDA Account with Level 1 Access'

Step 4 is contained within this email, and is as simple as clicking a link to activate your account.

The User ID you created is : tvshow213

The email address you provided is: [REDACTED]

To activate your account, you must click on the activation link provided in the confirmation email within **7 days**. Be sure to follow the instructions provided in the confirmation email to activate your account with Level 1 access.

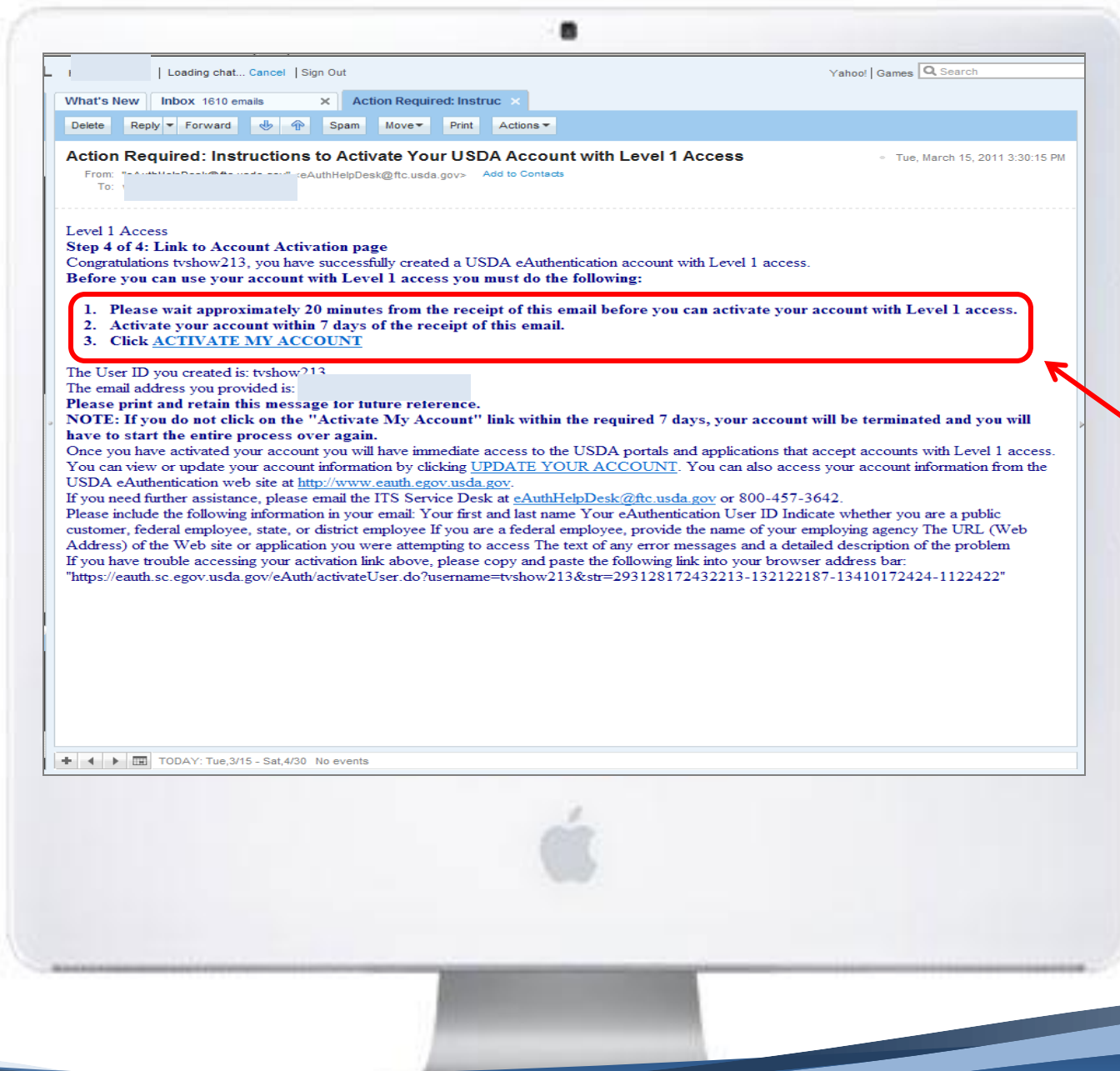
NOTE: If you do not confirm your account within the required 7 days, your account will be terminated and you will have to start the entire process over again.

If after 24 hours you do not receive the confirmation email:

1. Check your email provider filters.
2. Check your personal email filter settings.
3. Contact the ITS Service Desk at eAuthHelpDesk@ftc.usda.gov or 800-457-3642. Please provide your User ID, first and last name, and email address.

Close Window

- After clicking the **submit option**, a final verification confirmation message will appear as follows.
- Please print this page or save it in your browser for future reference.



- Check your **personal email account** for the instructions to Activate the e-Authentication account.
- Follow steps 1 to 3
- After clicking “**Activate My Account**,” you will be taken to the account activation confirmation page.



Quick Links

- ▶ What is an account?
- ▶ Create an account
- ▶ Update your account

Administrator Links

- ▶ Local Registration Authority Login

Account Activation

Thank you, your account has been activated.

If you are a USDA Federal Employee, no further action is needed.

Please wait approximately 20 minutes from the time of activation before using this account.

If you are a public customer (or a non-USDA Federal Employee) of USDA and are applying for a USDA Account with Level 2 access, you will still need to visit a USDA Service Center for identity-proofing if you have not already.

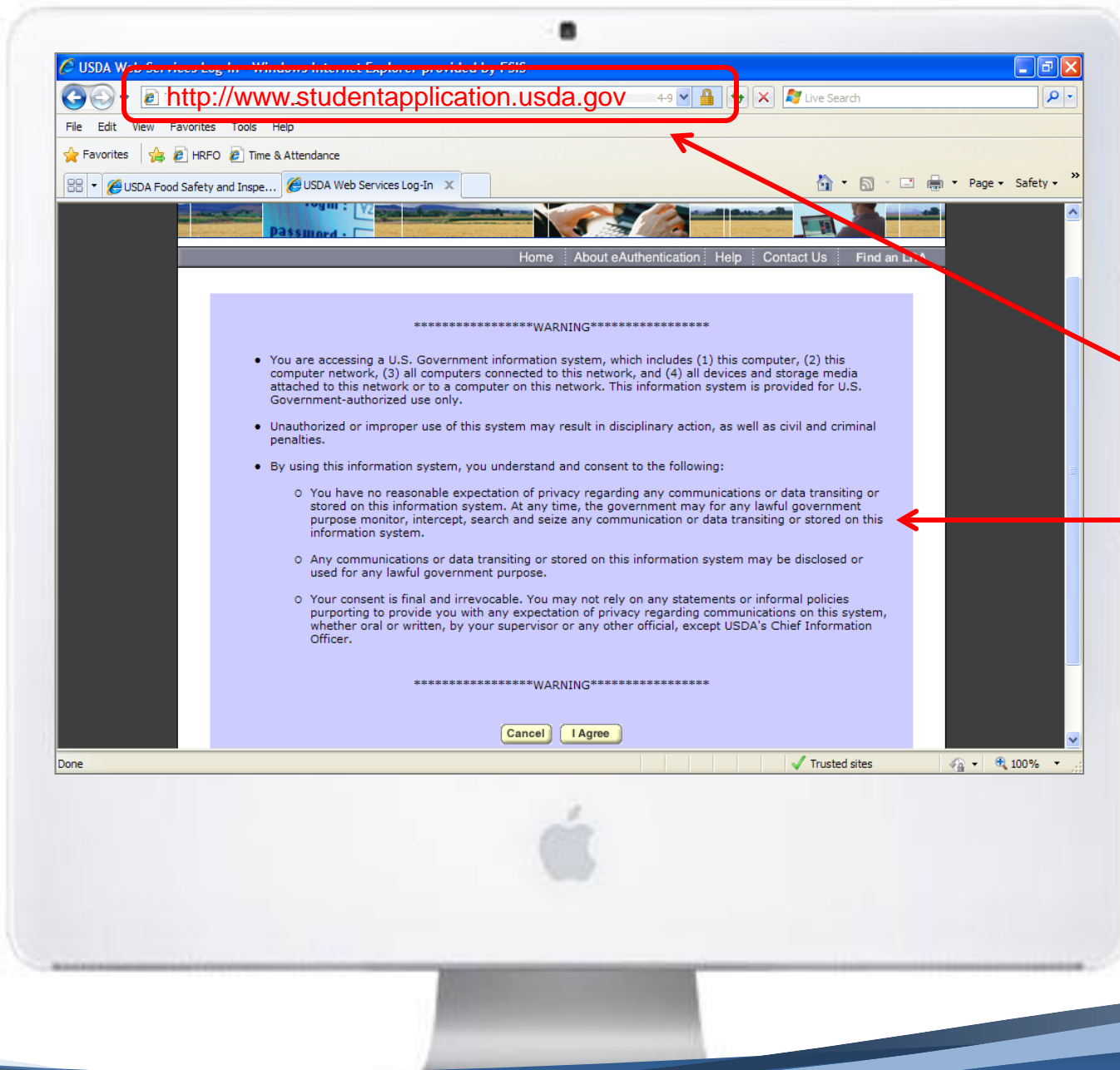
If you are a public customer (or a non-USDA Federal Employee) of USDA and are applying for a USDA Account with only Level 1 access, no further action is needed.

Close Window

- Account Activation confirmation. Please follow the instructions.

STEP THREE: Begin your application through the USDA Student Portal





• **Begin Your Application**

✓ Copy the following link into your browser to begin your application:
<http://www.studentapplication.usda.gov>

✓ You will be prompted to the following page:



Quick Links

- What is an account?
- Create an account
- Update your account

Administrator Links

- Local Registration Authority Login

eAuthentication Login

Login with my User ID and Password

User ID:

[Forgot your User ID?](#)

Password:

[Forgot your Password?](#)

[Change My Password](#)

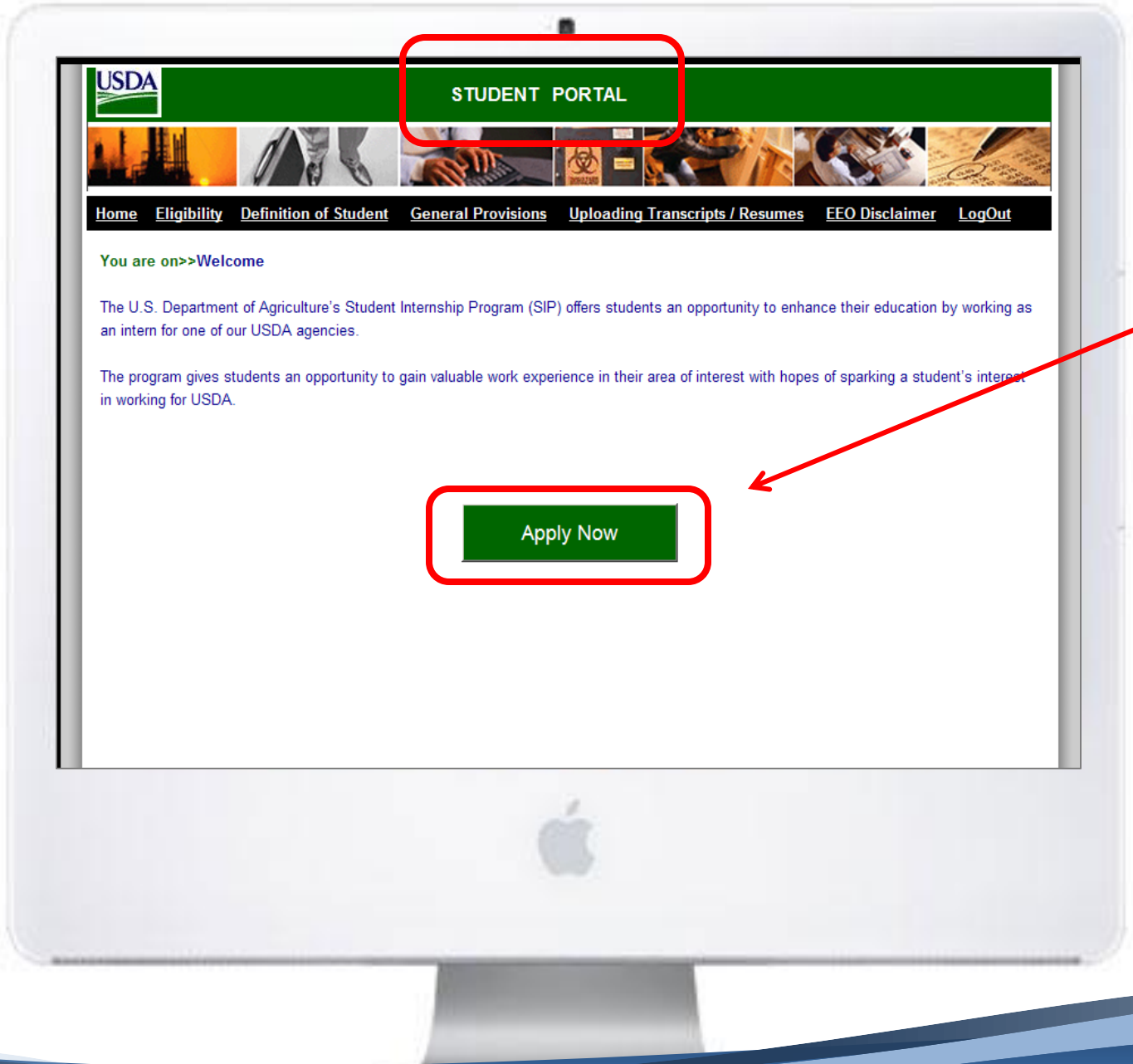
Login

Login with my USDA Employee LincPass

Login with my LincPass

USDA employees may now use their LincPass to login.
Instructions:

- After **obtaining completing your profile account**, sign-in to get access to the student portal.
- You will be prompted to the welcome page.



STUDENT PORTAL

- [Home](#)
- [Eligibility](#)
- [Definition of Student](#)
- [General Provisions](#)
- [Uploading Transcripts / Resumes](#)
- [EEO Disclaimer](#)
- [LogOut](#)

You are on>>Welcome

The U.S. Department of Agriculture's Student Internship Program (SIP) offers students an opportunity to enhance their education by working as an intern for one of our USDA agencies.

The program gives students an opportunity to gain valuable work experience in their area of interest with hopes of sparking a student's interest in working for USDA.

Apply Now

- Click, "Apply Now"



STUDENT PORTAL



[Eligibility](#)

[Definition of Student](#)

[General Provisions](#)

[Uploading Transcripts / Resumes](#)

[EEO Disclaimer](#)

[Home](#)

Eligibility

USDA interns must be a United States citizen or U.S. Permanent Resident Alien (PRA) or Legal Residents to qualify for the internship program.

If you are a naturalized citizen, you will be asked to provide proof of citizenship.

If you have questions regarding your citizenship, please refer to the U.S. Citizenship and Immigration Services website : <http://www.us-immigration.com/us-citizenship-and-naturalization-application.jsp?qclid=CJXXsJO-2KUCFYnc4AodHyRljw> .

If you are a permanent resident alien (PRA) or legal resident, you will be asked to provide proof of your status. If you have questions regarding proof of permanent resident alien or legal resident status, please refer to the U.S. Citizenship and Immigration Services website : <http://www.us-immigration.com/us-citizenship-and-naturalization-application.jsp?qclid=CJXXsJO-2KUCFYnc4AodHyRljw> .

- Before you start your application read:

- ✓ the eligibility
- ✓ definition of student
- ✓ general provisions

USDA STUDENT PORTAL

Home Eligibility Definition of Student General Provisions Uploading Transcripts / Resumes EEO Disclaimer LogOut

You are on >> Welcome >> Vacancies >> Internship >> Contact >> Eligibility >> Background >> Applicant Data >> Area of Interest >> Education

Vacancy Announcements

No vacancies posted. Please continue with the application by clicking on the Internship link above.


Vacancy Announcements

Select Position Type : Add New Vacancy

View	Position	Grade	Agency	Opening Date	Closing Date	Active
>> 00000	Paid	00	OHRM	1/23/2012	1/23/2012	False
>> USDA NRCS-DC-12-STEP-1	Paid	GS-326-4/5/6/7 (Depending on education/experience)	NRCS	2/3/2012	2/17/2012	True
>> USDA NRCS-DC-12-STEP-1	Paid	GS-326-4/5/6/7 (Depending on education/experience)	NRCS	2/3/2012	2/17/2012	True
>> USDA NRCS-DC-12-STEP-1	Paid	GS-326-4/5/6/7 (Depending on education/experience)	NRCS	2/3/2012	2/17/2012	True

Trusted sites

- Agencies will post their **internship vacancy announcements** in this area.
- Read the announcements and proceed and choose the vacancy announcement you wish to apply.
- If there is no vacancy announcement or the vacancy announcement does not apply to you, please proceed to the next page to be considered for a general internship opportunity by our agencies.
- To apply for a vacancy announcement, click **under view** the “position title” hyperlink.



Upload Transcripts/Resume

Instructions:

- Obtain an "Unofficial" transcript from your school or your school's web site.
- Scan and save your transcript as a PDF or a TIFF file.
- Make sure the file is less than 2MB in size, larger files will not be accepted.
- Make sure the file is legible on the screen and when printed.
- Click the "Browse" button to select your transcript file on your computer.
- Choose the document you want to upload.
- Click the "Upload" button to send it to our server.
- Check that your file was received by downloading it (clicking its link) from our server.
- You may be asked to submit an official transcript via postal mail if you are selected.
- Programs may reject /dismiss you if there are discrepancies between unofficial and official transcripts.

Please Note: To update your documents, re-upload it. This will overwrite the previous version.

Example of what your resume should have:

- Your name and contact information
- Employment History, including past internships
 - Name of employer
 - Dates of employment
 - Name of supervisor
 - Contact information for supervisor
- Education and Certifications, if any.
- Skills and Abilities, including computer competencies and /or research projects you've worked on
- Honors and awards
- Membership and extracurricular activities (including offices held and dates)
- Volunteerism / Community Work

Troubleshooting

If you are having trouble with converting your document to a PDF, here are few approaches that you can take in finding a solution.

- Uploading documents



STUDENT PORTAL



[Home](#) [Eligibility](#) [Definition of Student](#) [General Provisions](#) [Uploading Transcripts / Resumes](#) [EEO Disclaimer](#) [LogOut](#)

You are on>>[Welcome](#)>>[Vacancies](#)>>[Internship](#) > [Contact](#)>>[Eligibility](#)>>[Background](#)>>[Applicant Data](#)>>[Area of Interest](#)>>[Education](#)

Choose one or more internship session(s) you are interested in.

Session	Start Date	End Date	[No Title]	Available to Work	Paid, Unpaid or Volunteer
<input type="checkbox"/> Fall (Sep-Dec)					
<input type="checkbox"/> Spring (Jan-Apr)					
<input type="checkbox"/> Winter (Dec-Jan)					
<input type="checkbox"/> Summer (May-Aug)					

[Previous Page](#)

[Save](#)

[Next Page](#)

- Choose an Internship session.
- You have the option to save and move to the next page.
- You also have the option to choose from the top menu to skip sections.
- We encourage you to always save your answer before moving to the next section.

Application Process
Step Three



STUDENT PORTAL



[Home](#) [Eligibility](#) [Definition of Student](#) [General Provisions](#) [Uploading Transcripts / Resumes](#) [EEO Disclaimer](#) [LogOut](#)

You are on >> [Welcome](#) >> [Vacancies](#) >> [Internship](#) >> [Contact](#) >> [Eligibility](#) >> [Background](#) >> [Applicant Data](#) >> [Area of Interest](#) >> [Education](#)

Choose one or more internship session(s) you are interested in.

Session	Start Date	End Date	Hours Available to Work	Paid, Unpaid or Volunteer
<input type="checkbox"/> Fall (Sep-Dec)				
<input type="checkbox"/> Spring (Jan-Apr)				
<input type="checkbox"/> Winter (Dec-Jan)				
<input checked="" type="checkbox"/> Summer (May-Aug)	<input type="text" value="06/01/2012"/>	<input type="text" value="09/01/2012"/>	<input type="text" value="40"/>	<input type="text" value="Unpaid"/> <input type="text" value="Credit"/>

[Previous Page](#)

[Next Page](#)

- After choosing an Internship session, choose:
 - ✓ when do you want to begin your internship, end it
 - ✓ the hours you are available to work
 - ✓ the type of internship you are looking for
- Then “save” and move to the “next page”.
- We encourage you to always save your answer before moving to the next section.

Application Process
Step Three



STUDENT PORTAL



[Home](#) [Eligibility](#) [Definition of Student](#) [General Provisions](#) [Uploading Transcripts / Resumes](#) [EEO Disclaimer](#) [LogOut](#)

You are on>>[Welcome](#)>>[Vacancies](#)>>[Internship](#)>> [Contact](#) >>[Eligibility](#)>>[Background](#)>>[Applicant Data](#)>>[Area of Interest](#)>>[Education](#)

Contact Information

First Name*:	<input type="text" value="Joe"/>
Middle Name:	<input type="text" value="D"/>
Last Name*:	<input type="text" value="Doe"/>
Email*:	<input type="text" value="joe.doe@yahoo.com"/>
Confirm Email*:	<input type="text" value="joe.doe@yahoo.com"/>
Secondary Email:	<input type="text" value="jdoe@gmail.com"/>

Current Address or Permanent Address

- Any information with a red asterisk (*) is required.
- You will not be able to move to the next page until this information is provided.

Application Process
Step Three



STUDENT PORTAL



[Home](#) [Eligibility](#) [Definition of Student](#) [General Provisions](#) [Uploading Transcripts / Resumes](#) [EEO Disclaimer](#) [LogOut](#)

You are on >> [Welcome](#) >> [Vacancies](#) >> [Internship](#) >> [Contact](#) >> [Eligibility](#) >> [Background](#) >> [Applicant Data](#) >> [Area of Interest](#) >> [Education](#)

Eligibility

- I am a United States Citizen
- I am a Naturalized United States Citizen
- I am a permanent U.S. Resident or a Green Card Holder
- Other

[Previous Page](#)

[Save](#)

[Next Page](#)

- If you are not sure what is your eligibility, please click and read the instructions.

Application Process
Step Three



STUDENT PORTAL



[Home](#) [Eligibility](#) [Definition of Student](#) [General Provisions](#) [Uploading Transcripts / Resumes](#) [EEO Disclaimer](#) [LogOut](#)

You are on >> [Welcome](#) >> [Vacancies](#) >> [Internship](#) >> [Contact](#) >> [Eligibility](#) >> [Background](#) >> [Applicant Data](#) >> [Area of Interest](#) >> [Education](#)

Background Data

How did you hear about USDA

Please take a moment to tell us how you first learned about USDA.(check all that apply)

Recruitment/Outreach	Social Networks	USDA Affinity Group
<input type="checkbox"/> LULAC Convention	<input type="checkbox"/> Google	<input type="checkbox"/> HACU Internship Program
<input type="checkbox"/> Congressional Hispanic Caucus Policy Forum	<input type="checkbox"/> Yahoo	<input type="checkbox"/> Black Colleges and Universities
<input type="checkbox"/> Congressional Black Caucus Policy Forum	<input type="checkbox"/> Twitter	<input type="checkbox"/> Hispanic Serving Institution
<input type="checkbox"/> Advisor	<input type="checkbox"/> Hotmail/MSM	<input type="checkbox"/> USDA/1894 National Scholar Program
<input type="checkbox"/> Department Office	<input type="checkbox"/> USDA Academy Friend/s	<input type="checkbox"/> USDA/1994 Tribal Scholar
<input type="checkbox"/> Online University Posting	<input type="checkbox"/> Grant Award	<input type="checkbox"/> WINs
<input type="checkbox"/> HACU National Conference	<input type="checkbox"/> LinkedIn	<input type="checkbox"/> CAPAL
<input type="checkbox"/> School Career Fair	<input type="checkbox"/> Searched the web	<input type="checkbox"/> USDA/Public Services Leaders Scholar
	<input type="checkbox"/> Other	<input type="checkbox"/> Thurgood Marshall College Fund

- Background Information

<input type="checkbox"/> Gay Lesbian Bi-sexual and Transgender(GLBT)	<input type="checkbox"/> Other
<input type="checkbox"/> Other Career Fair	
If Other please explain:	
<input type="text"/>	<input type="text"/>
<input type="checkbox"/> Professor	Name of the Professor: <input type="text"/>
<input type="checkbox"/> University	Name of the University: <input type="text"/>
<input type="checkbox"/> Conference	Name of the Conference: <input type="text"/>

Do you hold a valid Security Clearance? (Select one)

- Confidential
- Secret
- Top Secret
- Above Top Secret - Sensitive Compartmentalized Information (SIC)
- Do not Know

[Previous Page](#)

Save

[Next Page](#)

- Background Information



STUDENT PORTAL



[Home](#) [Eligibility](#) [Definition of Student](#) [General Provisions](#) [Uploading Transcripts / Resumes](#) [EEO Disclaimer](#) [LogOut](#)

You are on>>[Welcome](#)>>[Vacancies](#)>>[Internship](#)>>[Contact](#)>>[Eligibility](#)>>[Background](#)>> **Applicant Data** >>[Area of Interest](#)>>[Education](#)

Applicant Data (Optional)

This section is optional for all candidates. If you decide not to complete this section, it will not impact the assessment of your application. Please click on the "Save" button to confirm that you have visited the page but did not opt to give any of the information.

Gender :

Male Female

If you selected Male, please indicate if you have registered for Selective Services.

Yes No

Race/Ethnicity :

American Indian or Alaska Native

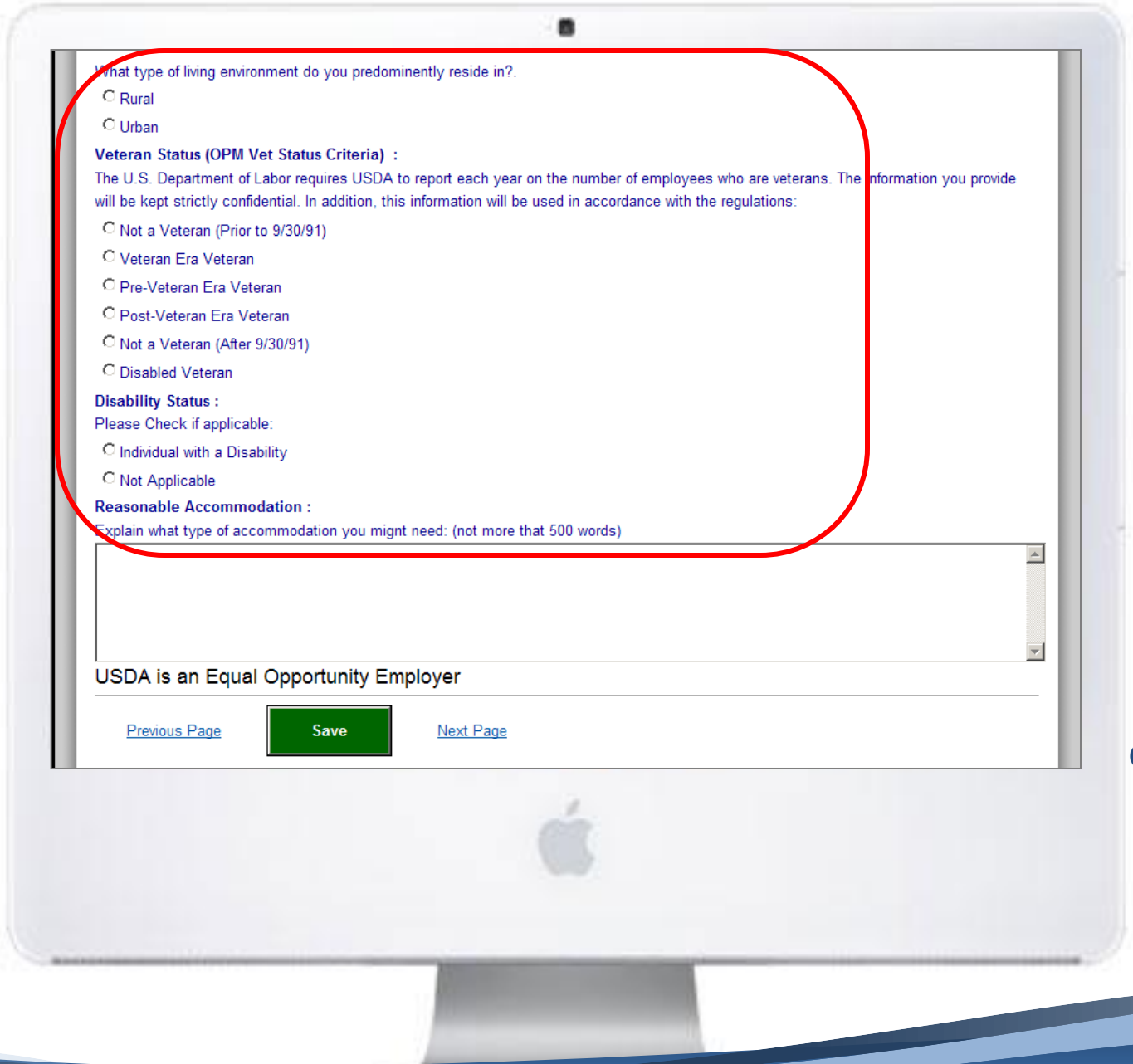
Asian (including Middle East and India)

Black or African American

Applicant Data

USDA IS AN EQUAL
OPPORTUNITY PROVIDER
AND EMPLOYER.

Application Process
Step Three



Applicant Data

USDA IS AN EQUAL
OPPORTUNITY PROVIDER
AND EMPLOYER.



STUDENT PORTAL



[Home](#) [Eligibility](#) [Definition of Student](#) [General Provisions](#) [Uploading Transcripts / Resumes](#) [EEO Disclaimer](#) [LogOut](#)

You are on>>on>>[Welcome](#)>>[Vacancies](#)>>[Internship](#)>>[Contact](#)>>[Eligibility](#)>>[Background](#)>>[Applicant Data](#)>>Area of

Interest>>[Education](#)

Interest Area Page

Use (Ctrl + mouse / Shift + mouse) in order to select more than one Interest Area.

- Accounting/Auditing
- Agricultural Business
- Agricultural Commodities
- Agricultural Extension
- Agricultural Management
- Agricultural Marketing
- Agricultural Resources
- Agronomy
- Animal Health & Well-being
- Animal Sciences
- Archeology
- Biological Sciences
- Biotechnology
- Budget/Finance

- Follow instructions to choose your area of interest.

Agronomy
Animal Health & Well-being
Animal Sciences
Archeology
Biological Sciences
Biotechnology
Budget/Finance
Business
Chemistry
Communications
Computer Sciences
Contracting/Procurement
Criminal Justice
Crop Insurance Administration
Crop Insurance Underwriting
Economics
Education
Education & Extension
EEO Specialist
Emergency Affairs/Emergency Preparedness Response
Engineering
Environmental Management
Environmental Policy
Environmental Quality Research

Preferred Internship Location(s) :

Headquarters (Washington, DC and Beltsville, MD)

Field Offices

[Previous Page](#)

[Next Page](#)

- Scroll down to continue viewing areas of interest.
- Choose your location.

Application Process
Step Three



You are on >> [Welcome](#) >> [Vacancies](#) >> [Internship](#) >> [Contact](#) >> [Eligibility](#) >> [Background](#) >> [Applicant Data](#) >> [Area of Interest](#) >> [Education](#)

Education

Academic Status

Total credit hours : (total credit earned before the start of the session to which you are applying)

Semester Hours Quarter Hours

*Academic level : (level prior to the session to which you are applying)

Cumulative GPA on the scale of

Are you a full time student : Yes No

Degree :

Degree Anticipated : Associate's Bachelor's Joint Bachelor's / Master's PhD Law GED or High School Diploma

Anticipated Graduate Date : (mm/dd/yyyy)

*Academic Major :

Management	Agribusiness and Industry	Science and Technology
<input type="checkbox"/> Accounting/Auditing	<input type="checkbox"/> Agricultural Business	<input type="checkbox"/> Agronomy
<input type="checkbox"/> Budget/Finance	<input type="checkbox"/> Agricultural Commodities	<input type="checkbox"/> Animal Health & Well-being
<input type="checkbox"/> Business	<input type="checkbox"/> Agricultural Extension	<input type="checkbox"/> Animal Sciences

- Submit your education information.

- Plant Protection & Quarantine
- Political Science
- Soil Sciences/Conservation
- Veterinary Medicine
- Veterinary Services
- Wildlife Biology

If you didn't find your major/field, Please explain :

Upload Resume:

[Select Files](#)

Upload All [Clear](#)

upload pdf or tiff only(2MB)

1/19/2012 2:29:22 PM

Document	Delete
Joe Doe Resume57268.pdf	X

[Previous Page](#)

[Save](#)

[Next Page](#)

- If you don't find your "major/field" type it here.
- Click "Select Files" to upload your resume.
- Then click "Upload All" for your document to be uploaded into your application as it shows here.



STUDENT PORTAL



[Home](#) [Eligibility](#) [Definition of Student](#) [General Provisions](#) [Uploading Transcripts / Resumes](#) [EEO Disclaimer](#) [LogOut](#)

You are on >> [Welcome](#) >> [Vacancies](#) >> [Internship](#) >> [Contact](#) >> [Eligibility](#) >> [Background](#) >> [Applicant Data](#) >> [Area of Interest](#) >> [Education](#)

Education - School Information

Schools :

List the school(s) in which you are currently registered. Transcripts and/or Letter of Acceptance must be submitted for each institution listed below.

School Information

Name :
Address :
City :
State :
Zip Code :
Country :
Attendance at the school :
From (Month / Year):
To (Month / Year): (Expected Graduation Date)

Note: Please Click "Save & Continue.." button below to save all the above information and continue to upload transcripts(s) and/or other related Document(s). After uploading you will see "Add School & Continue" button. Click to save the Uploaded documents. You can add list of schools in the similar way. (Once submitted you will be able to view/edit this information in a table).

- In this area, you are prompted to **add your school information** before uploading your transcript (s).
- Then click **“Save & Continue”**.

Application Process
Step Three

Address :

City :

State :

Zip Code :

Country :

Attendance at the school :

From (Month / Year):

To (Month / Year): (Expected Graduation Date)

Note: Please Click "Save & Continue.." button below to save all the above information and continue to upload transcript(s) and/or other related Document(s). After uploading you will see "Add School & Continue" button. Click to save the Uploaded documents. You can add list of schools in the similar way. (Once submitted you will be able to view/edit this information in a table).

Please upload transcript(s) and submit the school information

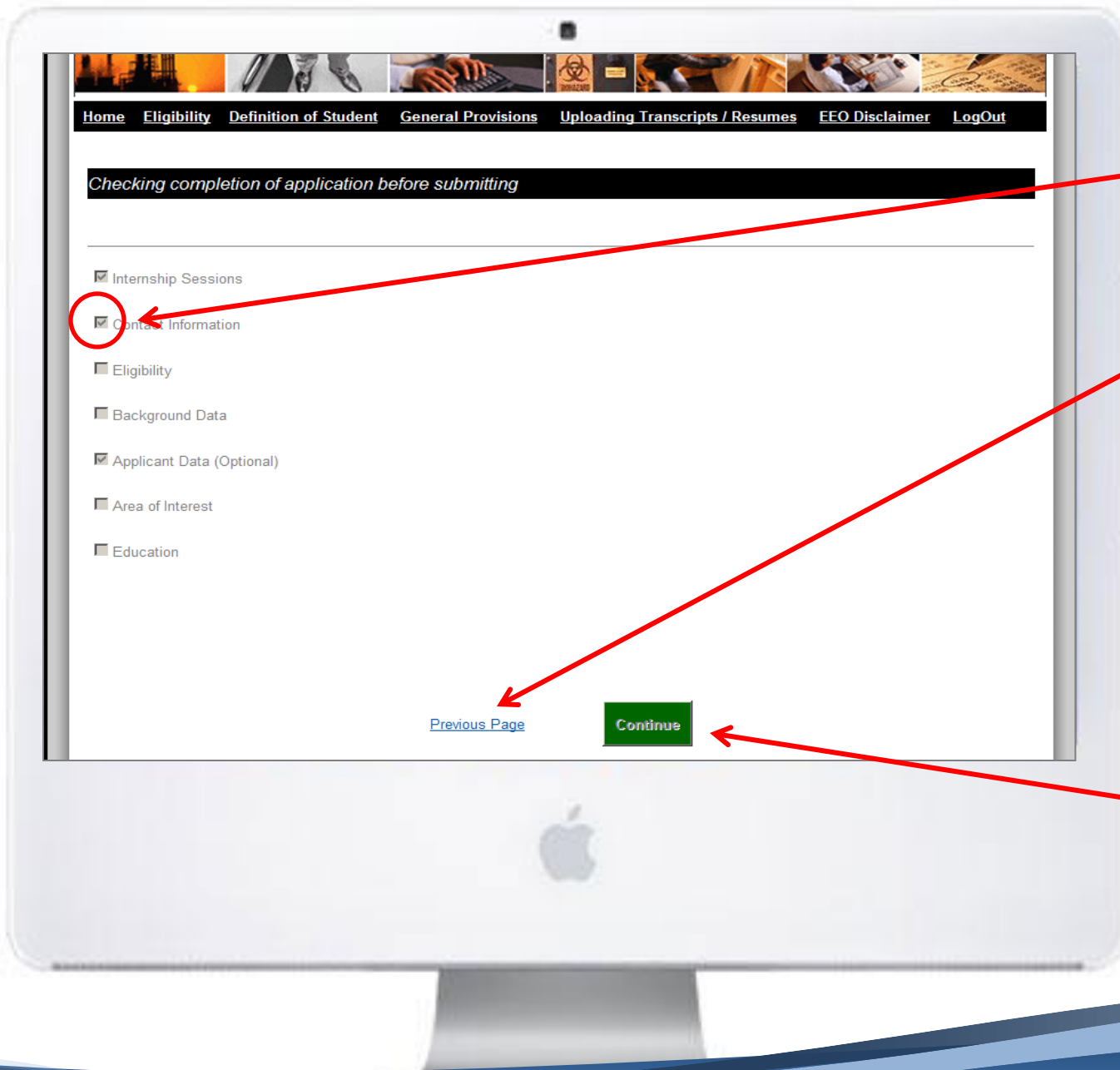
Upload Transcript/Letter of Acceptance: [Upload All](#) [Clear](#)
(you can upload multiple files)
 upload pdf or tiff only(2MB)

School Name	Address	City	State	Zip	Country	Attendance	Transcripts	Delete
						April 2011 To April 2011	<input type="text"/>	×
InterAmerican Florida University			9			January 2004 To May 2008	<input type="text"/>	×

[Previous Page](#)

[Next Page](#)

- To "Upload your transcript (s), click on "Select Files" then click "Upload All".
- Your document will be uploaded into your application as it appears here.



- How do I know each section is completed?
When you see a check mark on each box!
- If the check mark is not on the box, click **“Previous Page”** to go back to each section of your application and review it.
- Remember to save all your sections again.
- All the boxes should be checked before processing for submission.
- Submit your application by clicking continue.



[Home](#) [Eligibility](#) [Definition of Student](#) [General Provisions](#) [Uploading Transcripts / Resumes](#) [EEO Disclaimer](#) [LogOut](#)

You are on>>[Welcome](#)>>[Vacancies](#)>>[Internship](#)>>[Contact](#)>>[Eligibility](#)>>[Background](#)>>[Applicant Data](#)>>[Area of Interest](#)>>[Education](#) >>[View Details](#)

Print Application

Internship Information

Session	Start Date	End Date	Hours Available to Work	Paid,Unpaid or Volunteer
Summer (May-Aug)	06/01/2012	09/01/2012	40	Unpaid / Credit

Contact Information

First Name:	Joe
Middle Name:	D
Last Name:	Doe
Email:	joe.doe@yahoo.com
Confirm Email:	joe.doe@yahoo.com
Secondary Email:	jdoe@gmail.com
Current Address or Permanent Address	

- After submitting your application, you will be prompted to review one more time your completed application and will be able to print it.
- We recommend you print a copy for your records or PDF your application.

Application Process
Step Three



STUDENT PORTAL



[Home](#) [Eligibility](#) [Definition of Student](#) [General Provisions](#) [Uploading Transcripts / Resumes](#) [EEO Disclaimer](#) [LogOut](#)

Certification & Submission

If you make any changes to any section of your application, you must return to this page and recertify those changes for them to be considered for your Internship application.

I certify that all information contained in this USDA application is accurate to the best of my knowledge.

Save & Submit

- Please certify and submit your application.
- If you make any changes to any section of your application, you must return to this page and recertify those changes for them to be considered.

Application Process
Step Three



STUDENT PORTAL



[Home](#) [Eligibility](#) [Definition of Student](#) [General Provisions](#) [Uploading Transcripts / Resumes](#) [EEO Disclaimer](#) [LogOut](#)

Congratulations!

Thank you for applying to the USDA Summer Internship Program. An email confirmation will be send to you to acknowledge that your application was received.

Please allow two to three weeks for Mission Areas to review your application. The Mission Areas Student Employment Coordinator will be in touch with you if your application was selected.

- Notification to Applicant
- Thank you Note for Applying

Application Process
Step Three

Point of Contact

Wenndy Carrasco

Student Employment Program Manager
Office of Human Resources Management

Wenndy.Carrasco@dm.usda.gov

202-260-8335

ONLY general questions regarding the internship program:

USDAinternships@dm.usda.gov

ONLY technical questions regarding the Student Portal (not being able to upload resumes or transcripts):

DMAPPSERVICES_DL@ocio.usda.gov

Hiring Students with Disabilities



USDA Hiring Goals

- Student interns with disabilities
 - ✓ 3% of our interns will be students with targeted disabilities (213 for 2012)
- Permanent employees
 - ✓ 3% of our permanent employees will be individuals with targeted disabilities

Qualified individuals with disabilities may be hired without competition using the Schedule A Hiring Authority.



Targeted Disabilities

Some Notes Worth Mentioning:

- Targeted disabilities are the most severe kinds of disabilities.
- Tend to have greater difficulty finding employment.
- Identified for special emphasis in recruitment and hiring
- The only protected group for which federal agencies may have a hiring goal.

Targeted Disabilities Include:

- Deafness
- Blindness
- Missing extremities
- Partial paralysis
- Complete paralysis
- Convulsive disorders
- Mental illness
- Distortion of limb or spine
- Intellectual disability

Tips for Students with Disabilities

- USDA provides reasonable accommodations to applicants and employees with disabilities.
- How to disclose?
 - ✓ It's optional, but you can add, "Individual with a Disability" at the top of your resume.
- Connect with your state vocational rehabilitation office for additional support: <https://askjan.org/cgi-win/TypeQuery.exe?902>.
- We're looking to hire the best and brightest.

Apply now!

The People's Department



USDA 1994 Tribal Scholars Program

Stephanie Koziski
Program Analyst
Stephanie.koziski@osec.usda.gov

USDA 1994 Tribal Scholars

- Programs
 - 1944 Tribal Scholars
 - Summer Internships
- Application process
 - Web-based application
- Requirements
- Contact:
 - Lawrence.shorty@osec.usda.gov
- We're looking to hire the best and brightest.



Mission Areas Presentations






Research, Education and Economics (REE) Mission Area

Jenny Allen
ARS EEO Specialist and Recruiter
Jenny.Allen@ars.usda.gov

Research, Education and Economics (REE)

Mission Areas:

- The REE Mission Area is dedicated to the creation of a safe, sustainable, competitive U.S. food and fiber system and strong, healthy communities, families, and youth through integrated research, analysis and education.
- The agencies are:
 - ✓ The Agricultural Research Service (ARS)
 - ✓ The Economic Research Service (ERS)
 - ✓ The National Agricultural Library (NAL)
 - ✓ The National Agricultural Statistics Service (NASS)
 - ✓ The National Institute of Food and Agriculture (NIFA)



Type of Job Opportunities at REE

Jobs	ARS	ERS	NASS	NIFA
Research Scientists	√	-	-	-
Postdoctoral Research Associates	√	*	-	*
Professional, Administrative, and Technical Staff	√	√	√	√
Secretarial and Clerical Staff	√	√	√	√
Trades and Crafts Workers	√	-	-	-
Student and Summer Employees	√	√	√	√
• Internships	√	-√	-√	-√
• Scholarships	√	√	√	√
• Other Fellowships	-	-	-	√
• Presidential Management Fellowship Program (PMF)	√	√	√	√
• Volunteer Opportunities	√	*	√	*

- = Not available

* = Some times

√ = Not available



REE Student Application Process

Opportunities

ARS

ERS

NASS

NIFA

Student Employment Programs

- Internships & Scholarships

Submit application

www.studentapplication.usda.gov

PMF and other Fellowships

Contact the Agency Student Employment Manager for specific information

Research Associates Positions

Search and apply through www.USAJobs.gov or through the ARS/career site www.ars.usda.gov/careers

Permanent Jobs

Apply via www.USAJobs.gov

Volunteer Opportunities

Contact the Agency Student Employment Manager

NOTE: ARS offers to potential applicants the opportunity to sign up and get the job announcement list via email.

Point of Contact for REE Internships

Agricultural Research Service	Mary Weber	Mary.Weber@ars.usda.gov	301-504-1397
-------------------------------	------------	-------------------------	--------------

National Agricultural Statistics Service	Mary DeNardo	Mary.DeNardo@nass.usda.gov	202-720-4971
--	--------------	----------------------------	--------------

National Institute of Food and Agriculture	Eboni Wiggins	Eboni.Wiggins@ars.usda.gov	301-504-1757
--	---------------	----------------------------	--------------

Economic Research Service	Loretta Miller (Serves ERS)	erssummerinterns@ers.usda.gov	202-694-5379
---------------------------	--------------------------------	-------------------------------	--------------



Food Safety (FS) Mission Area

Laura Sepulveda
202-720-9401
laura.sepulveda@fsis.usda.gov

Food and Safety and Inspection Service (FSIS)

Our mission:

- Ensure the nation's commercial supply of meat, poultry and egg products is safe, wholesome, correctly labeled and packaged
- Career opportunities:
 - ✓ Public Health Inspection
 - ✓ Scientific and Technical
 - ✓ Administrative and Professional



Application Process and Point of Contact

- For FSIS internships:
 - ✓ Non-veterinary Students: submit your application via www.studentapplication.usda.gov or send your resume and transcript to fsisstudentjobs@fsis.usda.gov
 - ✓ Veterinary students: apply for the Veterinary Student Employment Program announcement via www.USAJobs.gov available November-December
- For FSIS externships (student volunteers) email laura.sepulveda@fsis.usda.gov

Laura Sepulveda
202-720-9401
laura.sepulveda@fsis.usda.gov

Natural Resources and Environment (NRE) Mission Area

Laura Medina
505-563-9558
lauramedina@fs.fed.us

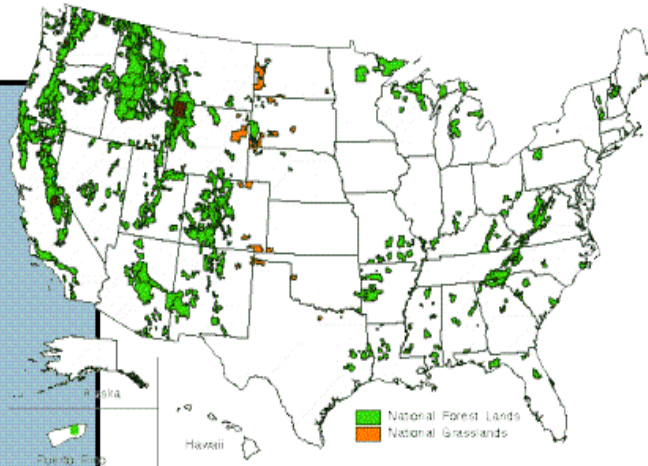
Pedro Nieto
202-205-0999
pnieto@fs.fed.us

Tanya Robles
202-720-0768
Tanya.Robles@wdc.usda.gov

Forest Service (FS)

National Forest System Lands (NFS)

- 191.6 Million Acres/
> 9% of CONUS
- 155 National Forests/
20 Grasslands
- 383,000 Miles of Road
- ~ 1.0 Billion Visits/Year
- Multiple Use Concept
- 50% of Western Water Supply
- ~ 35,000 Employees Nationwide
(< 590 law enforcement personnel)



- 5 Research Stations Forest Products Laboratory
- 1 International Institute of Tropical Forestry
- 77 Research Units
- 67 locations
- 81 Experimental Forests
- 370 Research Natural Areas
- Ca. 550 research scientists
- Ca. 3,200 total employees

Science Serving Society

FS Educational Qualifications

- Degrees:

- ✓ B.S. Degree: Technician
- ✓ M.S. Degree: Professional
- ✓ Ph.D. Degree: Research Scientist

- Disciplines:

- ✓ Forest Pathology
- ✓ Plant Physiology
- ✓ Ecology
- ✓ Social Science
- ✓ Chemistry
- ✓ Communications
- ✓ Hydrology
- ✓ Wildlife Biology
- ✓ Range Ecology/Biology
- ✓ Genetics
- ✓ Economics
- ✓ Entomology
- ✓ Fire Ecology
- ✓ Computer Science

Point of Contact for FS Internships

Apply at: <http://www.fs.fed.us/fsjobs/>

Send a one page resume to: <http://www.studentapplication.usda.gov/admin/>

Contacts:

- National Employment Manager: Pedro M. Nieto, (pmnieto@fs.fed.us)
- Student Program Manager: Julie Ortiz, (julieortiz@fs.fed.us)
- Student Program Coordinator: Laura Medina, (lauramedina@fs.fed.us)
- Veteran Recruiter: Sonia Montoya, ([ssoniam@fs.fed.us](mailto:ssonia@fs.fed.us))
- MWSI Manager: Berlinda Baca, (bbacasanchez@fs.fed.us)
- Cindy Dominguez-Trujillo, (cdomingueztrujillo@fs.fed.us)

Natural Resources Conservation Service (NRCS)



“Helping People Help the Land”

How Can You Be Involved?



NRCS Careers:

- Soil Conservationist
- Rangeland Specialist
- Soil Scientist
- Civil/Agricultural Engineer
- Biologist

Point of Contact for NRCS Internships

- To apply, submit to: NRCS.recruitment@wdc.usda.gov
 - ✓ Resume
 - ✓ Copy of Transcripts
 - ✓ Letter of Interest with desired location
- Nationwide Opportunities
- Stipends to assist with transportation or housing **may** be available
- Tanya Robles, Student Program Coordinator, NRCS

Tanya.Robles@wdc.usda.gov or 202-690-3477



Farm and Foreign Agriculture Services (FFAS) Mission Area

Keisha Valentines

202-401-0176

Keisha.jones@wdc.usda.gov

Farm Service Agency (FSA)

- FSA ensures the well-being of American agriculture, the environment, and the American public through the administration of farm commodity program; farm ownership.
 - ✓ operating and emergency loans
 - ✓ conservation and environment program
 - ✓ emergency and disaster assistance
 - ✓ domestic and international food assistance
- FSA programs are delivered through an extensive network of offices located throughout the United States and Puerto Rico.



Foreign Agricultural Services (FAS)



- FAS works to improve foreign market access for U.S. products. FAS operates market development and assistance programs designed to build new markets and improve the competitive position of U.S. agriculture in the global marketplace.
- FAS programs help U.S. exporters develop and maintain markets overseas for hundreds of food and agricultural products, from bulk commodities to brand-name items.

Risk Management Agency (RMA)

- RMA administers the Federal Crop Insurance Corporation (FCIC) programs and promotes national welfare by improving the economic stability of agriculture through a secure system of crop insurance and risk management tools.
- RMA meets the crop insurance and risk management needs of the Nation's small and limited-resource farmers and ranchers through a network of public and private-sector partners.
- Together, RMA and these partners create new crop insurance and risk management products, provide risk management education and outreach, and ensure program accessibility and integrity.



FFAS Student Employment Programs

- FFAS actively participates in a variety of student programs offered during the summer and year-round.
- We offer challenging careers, career development opportunities, excellent benefits, and competitive salaries.
- FFAS participates in the following student employment programs:
 - ✓ Student Career Experience Program (SCEP)
 - ✓ Student Temporary Employment Program (STEP)
 - ✓ USDA/1890 National Scholars Program (1890)
 - ✓ 1994 Tribal Scholar Program (1994)
 - ✓ Public Service Leaders Scholars Program
 - ✓ Washington Internship for Native Students (WINS)





Marketing and Regulatory Programs (MRP) Mission Area

Heidi Bock

612-336-3343

Heidi.Bock@aphis.usda.gov

Marketing and Regulatory Programs (MRP)

- MRP facilitates domestic and international marketing of U.S. agricultural products and ensures the health and care of animals and plants.
- Agencies:
 - ✓ Agricultural Marketing Services (AMS)
 - ✓ Animal Plant Health Inspection Services (APHIS)
 - ✓ Grain Inspection, Packers and Stockyards Administration (GIPSA)



MRP Student Internship Opportunities

Agency	Positions	Locations
AMS	Agricultural Marketing Trainee	Throughout the US
	Market Reporting Trainee	
	Administrative Assistant/Clerk	
	Agricultural Commodity Grader	
	Economist Trainee	
APHIS	Veterinary Student Trainee	
	Biological Science Lab Technician	
	Biological Science Student Trainee	
	Animal Health Technician	
	Administrative Assistant/Clerk	
GIPSA	Agricultural Marketing Trainee	
	Agricultural Commodity Grader	
	Administrative Assistant/Clerk	

Application Process & MRP Point of Contact

- Applying to MRP internships:
 - ✓ For summer student positions, students should submit their application via www.studentapplication.usda.gov
 - ✓ For other internship or scholarship opportunities, please visit www.USAJobs.gov
- MRP Point of Contact:
 - Heidi Bock
 - MRP Student Employment Coordinator
 - 612-336-3343
 - Heidi.L.Bock@aphis.usda.gov

The Office of the Chief Information Officer (OCIO)

Margaret Smith
202-694-5260
Margaret.Smith@ocio.usda.gov



USDA Information Technology Intern Program

- The USDA Information Technology Internship are designed to combined academic studies with on the job training and experience, and to give students an opportunity to work at USDA while completing their education.
- Interns who successfully complete the internship and academic studies and meet all qualifications may be offered permanent employment upon graduation.
- The application is normally open between January and February of each year.
- Applications are thoroughly reviewed and evaluated.
- Candidates are referred for further consideration and may be interviewed.
- Hiring for the IT Intern Program may be done throughout the year as funding allows; however, most selections for immediate placement will be made in April.

Application Process & Point of Contact

- Applying to USDA Information Technology Intern Program:
 - ✓ For summer student positions, students should submit their application via
 - ✓ www.usda-academy.gov
 - ✓ For other USDA internship or scholarship opportunities, please visit www.USDA.gov
- USDA-IT Intern Program Point of Contact:
 - Margaret Smith
 - OCIO Student Employment Coordinator
 - 202-694-5260
 - Margaret.Smith@ocio.usda.gov

Interns Success Stories





Search AMS

- Advanced Search
- Search Tips
- Market News Search

Browse by Subject

- Market News
- Commodity Areas
- Grading, Certification and Verification
- Science and Laboratories
- National Organic Program
- Commodity Purchasing
- Agricultural Transportation
- Farmers Markets and Local Food Marketing
- Regulatory Programs
- Research and Promotion Programs
- Marketing Orders and Agreements
- Grant Programs
- International Marketing

You are here: Home

Commodity Areas

USDA Excellent Interns



Hello my name is Stephanie Guzman. I am a third year Agribusiness major and international agriculture certificate at the University of Georgia...[More](#)



My name is Justin Patterson, and I am graduating this spring from the University of Wisconsin Madison Area Technical College (UW-MATC) with an IT-Networking Specialist Degree...[More](#)



Greetings, my name is Lionel Patterson and I am a Native American graduate student at the University of New Mexico, School of Public Administration...[More](#)



My name is Daman Wandke, and I am a senior at Western Washington University in Bellingham, WA. I specialize in accessible information technology, and I am studying Management Information Systems ...[More](#)

Last Modified Date: 01/31/2012

Find out more about
“Excellent Interns”

If you want to ask questions to our interns please contact them at:

- Stephanie.Guzman@ams.usda.gov
- Justin.Patterson@ams.usda.gov
- Lionel.Patterson@ams.usda.gov
- Daman.Wandke@ams.usda.gov

Former Interns *Success* Stories



Lazaro Sandoval works at USDA-FAS – Office of Global Analysis (OGA) as an International Trade Specialist. He graduated from Fresno State, a HACU member institution, with a Bachelors degree in Agricultural Business. As an undergraduate he completed two internships with the USDA through the HACU National Internship Program. Lazaro also worked with many agencies within the USDA at the national, regional, and local level; such as FSA, RD, APHIS, FAS, and AMS. In summer 2010, Lazaro became the first Fresno State student to intern through the prestigious USDA-FAS International Agricultural Internship Program (IAIP).



Yetzenia Correa works at USDA / Departmental Management / Office of Human Resources Management in Washington DC as a Human Resources Specialist through the Federal Career Intern Program. Yetzenia completed in 2010 two internships with USDA / Farm Service Agency in Washington DC through the HACU National Internship Program as Human Resources Assistant. Yetzenia graduated from Inter-American University of Puerto Rico, a HACU member institution, with a bachelor degree in biology.

Join Our Diverse Team!



Questions and Answers Section

